



Child Health and Disability Prevention Program (CHDP) Transition

Starting from July 1, 2024, the Department of Health Care Services (DHCS) is introducing new provider portals. These portals are designed to enhance access to coverage and care for new families, a crucial part of the Child Health and Disability Prevention Program (CHDP) Transition Plan (<https://www.dhcs.ca.gov/services/chdp/Documents/CHDP-Transition-Plan-2024.pdf>).

This transition is a significant step towards improving service delivery to children and youth under 21, in line with the California Advancing and Innovating Medi-Cal (CalAIM) initiative.

Children's Presumptive Eligibility (CPE) Program and Newborn Gateway Presumptive Eligibility (NGPE)

As part of the CPE program, providers have the authority to grant temporary, full scope coverage to eligible applicants through an online portal. This portal is a replacement for the CHDP Gateway portal. All providers, including grandfathered CHDP providers, must complete trainings to gain access to the CPE portal. These trainings are crucial for providers to familiarize themselves with the updated portals and reporting requirements.

The NGPE portal, designed for reporting the birth of a baby with linkage to Medi-Cal and the Medi-Cal Access Infant Program, is a user-friendly tool. It should be used within 72 hours after birth or 24 hours after discharge, whichever is sooner. All qualified providers must use this portal to report infants born to Medi-Cal or Medi-Cal Access Program members in their facilities, including hospitals, birthing centers, and other birthing settings. We assure you that the NGPE portal is easy to navigate and will simplify your reporting obligations.

DHCS requires providers seeking to participate in the CHDP Children's Presumptive Eligibility (CPE) program and the Newborn Gateway Presumptive Eligibility (NGPE) to attend or watch online trainings. These trainings will provide an overview of how to use the two portals. To find the CPE and NGPE recorded trainings, log in to the Medi-Cal Learning Portal (<https://learn.medi-cal.ca.gov/catalog/course.asp?id=3403>) and search for the training titled "Overview of Children's Presumptive Eligibility (CPE) and Newborn Gateway Presumptive Eligibility (NGPE)." Please check the portal for the upcoming trainings.

Child Health and Disability Prevention Program (CHDP) Transition

Starting July 1, 2024, L.A. Care will provide ongoing trainings for network providers on required preventive healthcare services, Medi-Cal for Kids and Teens services, formally known as Early and Periodic Screening, Diagnostic, and Treatment (EPSDT). Training topics include online or facilitated training and attestation on:

- ⚙️ Vision screening
- ⚙️ Audiometric screening
- ⚙️ Anthropometric screening
- ⚙️ Fluoride varnish

How to register?

- ⚙️ The attached flyer shows all available upcoming Instructor-Led Trainings. Click on the link to select the date and time that works best for you to register for a session, using the entity name as listed in your contract.
- ⚙️ An On-Demand training option will be available by the end of 2024.

Use the link to register for an upcoming session: [L.A. Care University External Learner](#)

Who is Eligible?

A physician may be eligible to participate as a CHDP provider if they are a pediatrician or family practice physician. Internists may provide services to children 14 years of age or older. All physicians must meet the following requirements:

- Hold an unrestricted California physician and surgeon license issued by the licensing section of the Medical Board of California or the Osteopathic Medical Board of California and
- Be enrolled as an active Medi-Cal provider (an active Medi-Cal provider means the physician has a current, unrevoked, and unsuspended Medi-Cal enrolled NPI); and
- Be board-certified in pediatrics, family practice, or internal medicine
- If not board-certified in pediatrics, family practice, or internal medicine, the physician must meet either of the following:
 - Be an active candidate for the certifying examination (active candidate means a physician who has applied to take the certifying examination and who provides written documentation of being scheduled to take the certifying examination); or
 - Have other evidence regarding eligibility to take the board examination such as a letter signed by the program director of their residency program verifying satisfactory completion of training. The Accreditation Council must approve the residency program for Graduate Medical Education.

Newborn Hearing Screening Program (NHSP)

DHCS and the Hearing Coordination Centers (HCC) will work together to contact the families who need assistance scheduling appointments or transportation to and from an appointment for hearing screening or diagnostic evaluation. The HCCs will attempt to reach the family a minimum of five times on separate days and times through multiple contact methods and, if unsuccessful, will request DHCS assistance in locating updated contact information for the family.

To aid their collaborative efforts, DHCS will create a dedicated inbox for the HCC staff to submit requests for updated beneficiary information. DHCS staff will use the Medi-Cal Eligibility Data System (MEDS) to retrieve current contact information and report to the HCCs weekly for additional contact attempts.

DHCS is currently revising the procedures and flow of processes in the HCC Tracking and Monitoring Procedure Manual to have the HCCs notify the baby's primary care physician (PCP) when an initial hearing screen is not passed rather than waiting to notify the PCP by letter when an evaluation appointment is not kept. Looping in the PCP earlier in the process may help decrease the number of babies lost to follow-up by ensuring the PCP is aware of the initial hearing screening result and enabling the PCP to follow up with the family at well-baby checks. The revised procedures will also increase the number of contact attempts and expand the contact method to telephone and mail.

Additional Resources and Information

- L.A. Care Health Plan Provider Portal CHDP Information: please see www.lacare.org/providers/elevating-clinical-quality/child-health-disability-prevention-transition
- For more information on the complete transition plan, please see the full text of the DHCS CHDP transition plan www.dhcs.ca.gov/services/chdp/Documents/CHDP-Transition-Plan-2024.pdf.



Quick Reference Guide

Child Health and Disability Prevention Program – External Learners

WHEN REGISTERING FOR A TIMESLOT, YOU WILL BE SIGNING UP FOR TWO(2) SESSIONS. YOU MUST ATTEND BOTH SESSIONS.

1

Login URL

Please use *Google Chrome*. Click the link to access the [L.A. Care University External Learner portal](#) then click “**Sign In**” and login with your credentials.



IMPORTANT: Do not share your username and password with anyone. If you forgot your password, please click on the forgot password link.

2

Registration Process

(Steps 2 and 3 are only applicable when creating a new account)

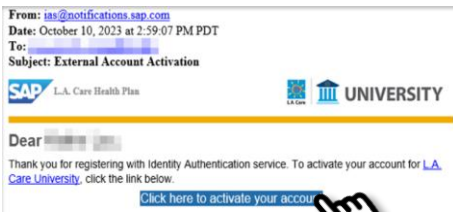
If you are new or if your account was deactivated due to an expired registration code, click on “**Click here to register**” and use registration code, **LACARE25**. Please fill out the required fields marked with a red asterisk * and do not use the same email address for multiple accounts.

Tip: Create a unique/different User ID to avoid account creation error. If your company name, department, or job title are not listed, please choose “Other” and type your information in the text box. Please provide your NPI #.

3

Activation Link

You will receive an account activation email with a link within the next 60 minutes to the email address you registered with in the previous step. If you do not receive the activation email after 60 minutes, please **DO NOT** create another account and email LMS_Admin@lacare.org



4

Locate the “Find Learning” section

From the main L.A. Care University dashboard, locate the “Find Learning” section and type “Child Health” then click on “Search”



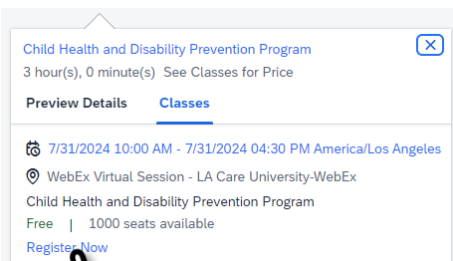
5

Locate the “INSTRUCTOR LED” Child Health and Disability Prevention training then click on “See Classes” to view available sessions.




6

Scroll down the page then click on “**Register Now**” under the desired timeslot.



7

Make sure to accept the meeting invitation and save it to your calendar in order to receive a reminder 15 minutes before session start time.



IMPORTANT: The WebEx meeting invitation link is unique to each person, please do not forward or share your meeting invitation link with anyone else.

8

If you do not receive the meeting invitations, you may still join the sessions by logging into [L.A. Care University](#) then click on “**JOIN VIRTUAL SESSION**” at the start date and time.

