



BOARD OF GOVERNORS

Finance & Budget Committee Meeting

November 20, 2024 • 1:00 PM

Lobby Conference Room 100

1055 W. 7th Street, Los Angeles, CA 90017

*L.A. Care offices have moved to 1200 W. 7th Street, Los Angeles, CA 90017.
Public meetings will continue to be held in the Board Room at 1055 W. 7th Street until
early 2025.*

DRAFT



AGENDA

Finance & Budget Committee Meeting Board of Governors

Wednesday, November 20, 2024, 1:00 P.M.

Conference Room 100, 1st Floor, 1055 West 7th Street, Los Angeles, CA 90017

Members of the Committee, staff and the public can attend the meeting in person at the address listed above. Public comment can be made in person at the meeting. A form will be available at the meeting to submit public comment.

To listen to the meeting via videoconference please register by using the link below:

<https://lacare.webex.com/lacare/j.php?MTID=m12fa8336967123f0a552fac911a00dc0>

To listen to the meeting via teleconference please dial: +1-213-306-3065

Meeting Number: 2494 670 6007 Password: lacare

Teleconference Sites

Nina Vaccaro

Community Clinic Association of Los Angeles County
445 S. Figueroa Street, Suite 2100
Los Angeles, CA 90071

The purpose of public comment is an opportunity for members of the public to inform the governing body about their views. The Committee appreciates hearing the input as it considers the business on the Agenda. The process for public comment is evolving and may change at future meetings.

All votes in a teleconferenced meeting shall be conducted by roll call.

If you are an individual with a disability and need a reasonable modification or accommodation pursuant to the Americans with Disabilities Act (ADA) please contact L.A. Care Board Services staff prior to the meeting for assistance by text to 213 628-6420 or by email to BoardServices@lacare.org.

Welcome

Stephanie Booth, MD, *Chair*

1. Approve today's Agenda *Chair*
2. Public Comment (*Please read instructions above.*) *Chair*
3. Approve Consent Agenda *Chair*
 - October 23, 2024 Meeting Minutes **p.4**
 - Availity, LLC Contract to support L.A. Care with Electronic Claims Clearinghouse Services **(FIN 100) p.11**
 - Claris Health (formerly Santé Analytics) Contract Amendments:
 - Scope of Work 2 (A3) to support L.A. Care with a centralized overpayment repository with workflow capabilities to allow L.A. Care to manage and warehouse internal payment integrity audits and vendor audits **(FIN 101) p.12**
 - Scope of Work 4 (A3) continue providing the Pareo Audit License and a full time Claris Health analytics resource **(FIN A) p.14**
 - Scope of Work 5 (A3) to continue supporting L.A. Care with Pareo Analytics to ensure continued progress in optimizing L.A. Care's payment integrity efforts and maximizing savings **(FIN 102) p.16**

- Scope of Work 6 (A2) to continue to support L.A. Care by providing Pareo clinical analytics algorithms, medical record request operations, a full time Claris Health clinical healthcare expert, and access to Claris Health's Optical Character Recognition (OCR) software **(FIN 103)** p.18
 - Scope of Work 7 (New Contract) Pareo Pre-Pay analytics services **(FIN 104)** p.20
 - WiPro Contract to perform claims processing, Provider Dispute Resolution processing, claims adjustment processing, and Payment Integrity pre-payment data mining validation and processing services **(FIN 105)** p.21
 - Quarterly Investment Report for the quarter ending September 30, 2024 **(FIN 106)** p.22
4. Chairperson's Report *Chair*
5. Chief Executive Officer Report John Baackes
Chief Executive Officer

Committee Issues

6. Chief Financial Officer's Report Afzal Shah
Chief Financial Officer
- Financial Report – September 2024 **(FIN 107)** p.66
 - Monthly Investment Transactions Reports (informational only) p.76 Jeff Ingram
Deputy Chief Financial Officer
 - Quarterly/Annual Internal Policy Reports (informational only) p.114
7. Public Comment on Closed Session Items *(Please read instructions above.)* *Chair*

ADJOURN TO CLOSED SESSION (Est. time: 10 mins.)

Chair

8. REPORT INVOLVING TRADE SECRET
Pursuant to Welfare and Institutions Code Section 14087.38(n)
Discussion Concerning New Service, Program, Technology, Business Plan
Estimated date of public disclosure: *November 2026*
9. CONTRACT RATES
Pursuant to Welfare and Institutions Code Section 14087.38(m)
- Plan Partner Rates
 - Provider Rates
 - DHCS Rates

RECONVENE IN OPEN SESSION

ADJOURNMENT

Chair

There is no Finance & Budget Committee meeting in December 2024

The next Finance & Budget Committee meeting is scheduled on
Wednesday, January 22, 2025 at 1:00 p.m. and may be conducted as a teleconference meeting.

The order of items appearing on the agenda may change during the meeting.
THE PUBLIC MAY SUBMIT COMMENTS TO THE FINANCE & BUDGET COMMITTEE BEFORE DISCUSSION OF EACH ITEM LISTED ON THE AGENDA BY SUBMITTING THE COMMENT IN WRITING BY TEXT MESSAGE TO 213 628 6420, OR IN WRITING BY EMAIL TO BoardServices@lacare.org. Please follow additional instructions on the first page of this Agenda.
ACTION MAY NOT BE TAKEN ON ANY MATTER RAISED DURING THE PUBLIC COMMENT PERIODS UNTIL THE MATTER IS SPECIFICALLY LISTED ON A FUTURE AGENDA, according to California Govt Code Section 54954.2 (a)(3) and Section 54954.3.

AGENDA and PRINTED MEETING MATERIALS ARE AVAILABLE FOR INSPECTION 72 HOURS BEFORE THE MEETING:

1. At L.A. CARE'S Website: <http://www.lacare.org/about-us/public-meetings/board-meetings>
2. L.A. Care's Reception Area, Lobby, at 1055 W. 7th Street, Los Angeles, CA 90017, or
3. by email request to BoardServices@lacare.org

Any documents distributed to a majority of the Finance & Budget Committee Members regarding any agenda item for an open session after the agenda and meeting materials have been posted will be available for public inspection by email request to BoardServices@lacare.org

An audio recording of the meeting is made to assist in writing the minutes and is retained for 30 days.


Meetings are accessible to people with disabilities. Individuals who may require any accommodations (alternative formats – i.e., large print, audio, translation of meeting materials, interpretation, etc.) to participate in this meeting and wish to request an alternative format for the agenda, meeting notice, and meeting packet may contact L.A. Care's Board Services Department at (213) 628 6420. Notification at least one week before the meeting will enable us to make reasonable arrangements to ensure accessibility to the meetings and to the related materials.

BOARD OF GOVERNORS

Finance & Budget Committee

Meeting Minutes – October 23, 2024

1055 W. 7th Street, Los Angeles, CA 90017



L.A. Care
HEALTH PLAN

Members

Stephanie Booth, MD, *Chairperson*
Alvaro Ballesteros, MBA *
G. Michael Roybal, MD
Nina Vaccaro **

*Absent ** Via Teleconference

Management/Staff

John Baackes, *Chief Executive Officer*
Sameer Amin, MD, *Chief Medical Officer*
Terry Brown, *Chief of Human Resources*
Augustavia Haydel, *General Counsel*
Todd Gower, *Interim Chief Compliance Officer*
Linda Greenfeld, *Chief Products Officer*

Alex Li, MD, *Chief Health Equity Officer*
Tom MacDougall, *Chief Technology & Information Officer*
Noah Paley, *Chief of Staff*
Acacia Reed, *Chief Operating Officer*
Afzal Shah, *Chief Financial Officer*

AGENDA ITEM/PRESENTER	MOTIONS / MAJOR DISCUSSIONS	ACTION TAKEN
CALL TO ORDER	Stephanie Booth, MD, <i>Committee Chairperson</i> , called the L.A. Care and JPA Finance & Budget Committee meetings to order at 1:04 p.m. The meetings were held simultaneously. She welcomed everyone and summarized the process for public comment during this meeting.	
APPROVE MEETING AGENDA	The Agenda for today’s meeting was approved.	Approved unanimously by roll call. 3 AYES (Booth, Roybal, and Vaccaro)
PUBLIC COMMENTS	There were no public comments.	
APPROVE CONSENT AGENDA	<ul style="list-style-type: none"> August 28, 2024 Meeting Minutes O’Neil Digital Solutions, LLC, contract amendment <u>Motion FIN A.1024</u> To authorize the staff to enter into Amendment #9 with O’Neil Digital Solutions, LLC, increasing the overall contract amount from \$3,000,000 to \$5,000,000, an incremental increase of \$2,000,000, through current contract termination date of June 30, 2026. This amendment will allow O’Neil Digital Solutions, LLC, to continue to support L.A. Care with Explanation of Benefits and Threshold Certificate printing, mailing and electronic delivery to our members through June 30, 2026. 	Approved unanimously by roll call. 3 AYES FIN A does not require full Board approval.

DRAFT

AGENDA ITEM/PRESENTER	MOTIONS / MAJOR DISCUSSIONS	ACTION TAKEN
CHAIRPERSON'S REPORT	There was no report from the Chairperson.	
CHIEF EXECUTIVE OFFICER'S REPORT	There was no report from the CEO.	
COMMITTEE ITEMS		
Chief Financial Officer's Report <ul style="list-style-type: none"> • Financial Report 	<p>Jeffrey Ingram, <i>Deputy Chief Financial Officer</i>, reported on the Financial Performance through August 2024 (<i>a copy of the report can be obtained by contacting Board Services</i>).</p> <p><u>Membership</u> August 2024 total membership was just shy of 2.6 million members; about 183,000 favorable to the 4+8 forecast. Year-to-date (YTD) is around \$29 million; 722,000 favorable to the 4+8 forecast. A majority of favorability continues from Medi-Cal reporting higher enrollment than expected after eligibility redetermination. L.A. Care Covered (LACC) has been a consistent driver in favorability primarily due to SB 260 and the competitive price position. This favorability will likely continue into the next fiscal year. The budget assumed 0.33% monthly decrease and the last two month's results showed a 0.32% growth.</p> <p><u>Consolidated Financial Performance</u> There was a net loss of \$84 million for August 2024; excluding Housing and Homelessness Incentive Program/ Incentive Payment Program (HHIP/IPP) was \$64 million unfavorable to forecast. <i>Negative results compared to forecast are indicated by numerals in (parentheses) and positive results shown by numerals preceded by + sign.</i></p> <p><u>Revenue (\$21.4 million)</u></p> <ul style="list-style-type: none"> • Risk Corridors/Adjustments <ul style="list-style-type: none"> ○ (\$30 million) MOT Risk Corridor ○ (\$15 million) Unsatisfactory Immigration Status (UIS) Revenue Corridor ○ (\$12 million) LACC Risk Adjustment Factor (RAF), RAF Adjustment 0.66 to 0.64 • (\$39 million) CY 2024 Acuity Adjustment with offset in Healthcare Costs (HCC) • Partially offset by Membership: +\$63 million Maternity Kick +\$10 million, and CY 2024 Rates +\$6 million <p>Some of the acuity adjustment assumed from the revenue perspective is allocated to L.A. Care delegates. Operating expenses were unfavorable for the month driven by timing of</p>	

AGENDA ITEM/PRESENTER	MOTIONS / MAJOR DISCUSSIONS	ACTION TAKEN
	<p>marketing expenses for printing, related to printing of the provider directory, ID cards, and other items to meet regulatory requirements.</p> <p><u>Medical Expense (\$43 million)</u></p> <ul style="list-style-type: none"> • (\$62 million) Membership • (\$32 million) Incurred Claims • (\$7 million) Targeted Rate Increase (TRI) Adjustment • (\$3 million) Hospital and Skilled Nursing Facility (SNF) Pay for Performance (P4P) Incentive Expense • Partially offset by <ul style="list-style-type: none"> ○ Capitation favorability +\$22 million ○ CY 2024 Acuity Adj +\$12 million <p><u>Operating Expense (\$3.5 million)</u></p> <p>Unfavorability was primarily driven by</p> <ul style="list-style-type: none"> • Purchased Services (\$3.6 million) <ul style="list-style-type: none"> ○ (\$1.3 million) iColor: Marketing ○ (\$1 million) related to Provider Directory, ID cards, etc.; MPSS ○ (\$0.2 million) related to printing/ mailing for invoices and notices ○ (\$0.8 million) IPROS Insurance • Salaries & Benefits (\$1.8 million) <ul style="list-style-type: none"> ○ (\$1 million) Paid Time Off expense due to three pay periods vs baseline of ~two • Professional Fees (\$1.1 million) <ul style="list-style-type: none"> ○ (\$2.2 million) Deloitte consulting related to VOICE project ○ +\$0.5 million Pullback in support needed for litigation and enforcement matters (expecting end of year invoices) <p><u>Non-Ops (\$4.8 million)</u></p> <p>Unfavorability was driven by timing of grant spending, partially offset by managed care organization (MCO) tax revenue.</p> <p>YTD net surplus was \$285 million; \$69 million favorable to the forecast when HHIP and IPP are excluded.</p> <p><u>Revenue +\$101 million</u></p> <ul style="list-style-type: none"> • +\$241 million Membership • +\$36 million Maternity Kick 	

AGENDA ITEM/PRESENTER	MOTIONS / MAJOR DISCUSSIONS	ACTION TAKEN
	<ul style="list-style-type: none"> • +\$18 million CY 2024 Rate including Long Term Care (LTC) • +\$4 million Equity Payment & Transformation Incentive Revenue (CalAIM) • Partially offset by CY 2023 acuity rate adjustment (\$113 million), CY 2024 Acuity Adjustment (\$39 million), Risk Corridors/Adjustments (\$26 million), and Cal MediConect (CMC) CY 2021 Disenrollment Penalty (\$4 million) <p>Same drivers as explained in the month to date performance. Highest driver of favorability is membership.</p> <p><u>Medical Expense (\$16 million)</u></p> <ul style="list-style-type: none"> • (\$233 million) Membership • (\$73 million) Incurred Claims • (\$26 million) Hospital/SNF P4P Incentives • (\$20 million) CY 2023 Shared Risk True-Up • (\$3 million) Maternity Kick • Partially offset by Capitation favorability +\$176 million, Provider Incentives +\$45 million, CY2023 acuity rate adjustment +\$36million, CY 2024 Rates (PP) +\$17 million, CY 2024 Acuity Adjustment +\$12million, Shared Risk +\$7 million. Student Behavioral Health Incentive Program (SBHIP) +\$7 million, Enhanced Care Management (ECM)/Homeless Housing and Support Services (HHSS) Membership Cleanup +4 million, and CMC CY 2021 Disenrollment penalty +\$3 million <p>For medical expenses, higher membership results in higher capitation expenses. Some of the additional incurred claims were tied to higher membership.</p> <p>There are two large offsets in medical expenses: membership driving it down and some mistakes in the forecast reported at prior meetings. Operating expenses YTD are about \$14.8 million unfavorable.</p> <p>Items that will be shown in September include timing in legal fees expenses and adjustments to expenses in the Student Behavioral Health Incentive Program (SBHIP). This resulted from a change in Governmental Accounting Standards Board (GASB) accounting, and L.A. Care began amortizing software license expenses. The new Controller, Radiah Campbell, is reviewing the calculations, L.A. Care may need to recognize expenses from prior years in this year.</p>	

AGENDA ITEM/PRESENTER	MOTIONS / MAJOR DISCUSSIONS	ACTION TAKEN
	<p><u>Operating Expense (\$14.8 million)</u> Operating expense is unfavorable primarily by Medical Administrative (\$11.4 million) expense. There is an equivalent offset in the healthcare cost. Staff is confident that controls in place for the budgeting for the next fiscal year.</p> <p><u>Non-Operating Expenses +\$18.6 million</u> Favorability for non-operating expense is driven by higher interest income, unrealized gains and MCO tax revenue.</p> <p><u>Operating Margin by Segment</u></p> <ul style="list-style-type: none"> • Overall, Medi Cal operating margin is at 92.8% vs 93.4% forecast. • Operating margins for Medi-Cal and Duals Special Needs Plan (DSNP) were ahead of forecast with one month to go in the fiscal year. • LACC operating margin is unfavorable to forecast due to the risk adjustment factor (RAF) scores changing from 0.70 to 0.66 and from 0.66 to 0.64. • PASC operating margin is virtually flat to the forecast. • Overall, the total medical cost ratio (MCR) is favorable to forecast when HHIP/IPP are excluded. • Administrative ratio at 6.0% is slightly ahead of forecast. • Balance sheet metrics were all healthy this month with no caveats for pass-through payments. <p><u>Tangible Net Equity (TNE)</u> TNE was at 856% this month with 84 days of cash on hand.</p> <p><u>Motion FIN 100.1124</u> To accept the Financial Reports as of August 2024, as submitted.</p>	<p>Approved unanimously by roll call. 3 AYES</p>
<ul style="list-style-type: none"> • Annual Review of Investment Policy AFS 008 	<p>Mr. Ingram presented a motion requesting approval of the revisions to Accounting and Financial Services Policy AFS-008 (Annual Investment Policy). L.A. Care policy and procedure requires an annual review and approval by the Finance & Budget Committee. Policy AFS-008 was last reviewed in November 2023. Changes and clarifications made in the California Government Code are included in the policy AFS-008. Mr. Ingram summarized the changes to the policy.</p> <ol style="list-style-type: none"> 1. Investment policy section 2.25 & 3.7.15.2 – The term Secured Overnight Financing rate (SOFR) has been added to the glossary and further clarified as an allowed reference rate for variable and floating rate securities. 	

AGENDA ITEM/PRESENTER	MOTIONS / MAJOR DISCUSSIONS	ACTION TAKEN
	<p>This is more of a secured based on transaction, the former reference was to LIBOR, which is more of an estimate. It is a change in practice across the industry in terms of recognizing SOFR as the new standard benchmark rate.</p> <ol style="list-style-type: none"> 2. Investment policy section 3.7.13.1.6 – Prohibits the purchase of exchange-traded funds (ETFs) for the L.A. Care investment portfolio. Government code sections 53601 (l) and 53601.6(b) now include statements regarding the impermissibility of ETFs for public investment portfolios. 3. Investment policy section 3.7.4.1 – Further clarifies allowed issuers and guarantors of federal agency and US government related agency debt securities. Explicitly calls out L.A. Care’s inability to purchase ETFs. The new language does not have a material impact on how L.A. Care invests or holds in its portfolio. <p>After internal discussion with Chairperson Booth, staff suggested removing Finance & Budget (F&B) Committee listed specifically in the language. Instead it requires that “the CFO shall submit a monthly report of investment transactions as outlined under Government Code Section 53607, which requires L.A. Care to report to the legislative body”. This recognizes that in some months, there is no scheduled meeting of the F&B Committee or Board of Governors. Staff would report to Board of Governors without limiting the report to just F&B. L.A. Care wants to ensure it will meet its regulatory requirement.</p> <p><u>Motion FIN 101.1124</u> To approve Accounting & Financial Services Policy AFS-008 (Annual Investment Policy) as submitted.</p>	<p>Approved unanimously by roll call. 3 AYES</p> <p>The Committee approved to include FIN 101 to the Consent Agenda for November 7 Board meeting agenda.</p>
Public Comments on the Closed Session agenda items.	There were no public comments.	
ADJOURN TO CLOSED SESSION	<p>The Joint Powers Authority Finance & Budget Committee meeting adjourned at 1:24 p.m.</p> <p>Augustavia J. Haydel, Esq., <i>General Counsel</i>, announced the items that the Committee will discuss in closed session. There was no public comment on the Closed Session items, and the meeting adjourned to closed session at 1:55 p.m.</p> <p>REPORT INVOLVING TRADE SECRET Pursuant to Welfare and Institutions Code Section 14087.38(n) Discussion Concerning New Service, Program, Technology, Business Plan Estimated date of public disclosure <i>October 2026</i></p>	

AGENDA ITEM/PRESENTER	MOTIONS / MAJOR DISCUSSIONS	ACTION TAKEN
	CONTRACT RATES Pursuant to Welfare and Institutions Code Section 14087.38(m) <ul style="list-style-type: none"> • Plan Partner Rates • Provider Rates • DHCS Rates 	
RECONVENE IN OPEN SESSION	The meeting reconvened in open session at 1:44 pm. Ms. Haydel advised the public that no reportable action from the closed session.	
ADJOURNMENT	The meeting adjourned at 1:45 p.m.	

Respectfully submitted by:
 Linda Merkens, *Senior Manager, Board Services*
 Malou Balones, *Board Specialist III, Board Services*
 Victor Rodriguez, *Board Specialist II, Board Services*

APPROVED BY:

 Stephanie Booth, MD, *Chairperson*
 Date Signed _____



Board of Governors
MOTION SUMMARY

Date: November 20, 2024

Motion No. FIN 100.1225

Committee: Finance & Budget

Chairperson: Stephanie Booth, MD

Requesting Department: Operations

Issue: Enter into a new contract with Availity, LLC to provide Electronic Claims Clearinghouse services, which include receipt and transmissions of electronic claims, forwarding misdirected claims to Plan Partners, claims status research, and attachment submissions.

New Contract **Amendment** **Sole Source** **RFP/RFQ was conducted**

Background: As a result of the Change Healthcare cyber-attack in February 2024, L.A. Care identified a need to add a second electronic claims clearinghouse. Availity will provide the full suite of services currently offered by Change Healthcare and an additional service no longer supported by Change Health Care (attachment submission) so that L.A. Care is not dependent on one clearinghouse.

L.A. Care staff requests approval to enter into a new contract with Availity, LLC, for a contract term of five (5) years, from February 1, 2025 through January 31, 2030, and a total contract amount of \$7,000,000.

A second clearinghouse for electronic claim submission and eligibility and claim status searching for providers will limit the risks of having only one clearinghouse. The services this vendor will provide L.A. Care will allow us to meet regulatory requirements for transmitting electronic health information per the Health Insurance Portability and Accountability Act of 1996 (HIPAA).¹


As a result of L.A. Care's existing electronic claims clearinghouse (Change Healthcare) cyber-attack, providers could not submit electronic claims to L.A. Care for almost two months. Availity is widely used in the healthcare industry and can work with us to expedite implementation to ensure L.A. Care has alternative options for providers to submit electronic claims, have misdirected claims correctly routed to other payers, research claim status, and send claim attachments.

Member Impact: Eliminates administrative burden on Providers by allowing the submission of electronic claims. Contracting with this Clearinghouse will allow L.A. Care to process and pay claims with attachments more accurately and timely.

Budget Impact: Sufficient funds are budgeted in FY 2024-2025. Additional funds will be requested for subsequent fiscal years.

Motion: **To authorize the staff to enter into a new contract and SOW #1 with Availity, LLC, for an overall contract amount of \$7,000,000, with a contract term from February 1, 2025 through January 31, 2030, for a total term of 5 years. This contract and SOW will allow Availity, LLC, to support L.A. Care with Electronic Claims Clearinghouse services through January 31, 2030.**

¹ <https://www.govinfo.gov/app/details/PLAW-104publ191>



L.A. Care
HEALTH PLAN®

Board of Governors
MOTION SUMMARY

Date: November 20, 2024

Motion No. FIN 101.1225

Committee: Finance & Budget

Chairperson: Stephanie Booth, MD

Issue: L.A. Care staff would like to amend Scope of Work (SOW) #2 with Claris Health (formerly Santé Analytics) to continue providing a centralized overpayment repository with workflow capabilities which enables L.A. Care to manage and warehouse internal payment integrity audits and external vendor audits, by increasing the contract SOW by \$2,145,000 and extending the term of the SOW for three years.

New Contract **Amendment** **Sole Source** **RFP/RFQ was conducted**

Background: The current Claris Health (formerly Santé Analytics) contract PRO # 000004605, SOW #2 Amendment #2 is \$3,446,916 and is effective until December 31, 2024.

L.A. Care staff requests approval to increase SOW amount from \$3,446,916 to \$5,591,916, an incremental increase of \$2,145,000 and extend the contract terms from January 1, 2025 through December 31, 2027, an incremental term of three years for Amendment #3 of SOW #2. The vendor will continue to provide a centralized overpayment repository with workflow capabilities to enable L.A. Care's management and warehousing of internal payment integrity audits and external vendor audits.

The Claris Health (formerly Santé Analytics) platform and services will act as a data distribution channel, facilitating overpayment recovery by distributing data to L.A. Care's contracted payment integrity vendors to prevent redundant efforts. It will monitor and manage recovery efforts, approve substantiated improper payment findings (IPFs), and prepare IPF transmittal letters. Additionally, the platform will provide regular reports detailing IPF generation, approval, and assignment, as well as tracking provider responses and the status of ongoing and closed recovery efforts. The vendor provides L.A. Care with a centralized overpayment repository application that allows workflow management, data distribution, and analytics modules to support L.A. Care data mining services, and a clinical audit workflow including an analytics module, workflow management, medical records management and review.

L.A. Care requires these services to meet its legal obligations under Medicare Integrity Program¹ and Title 28 provision to increase Payment Integrity Programs², which mandate proactive measures to detect, investigate, and prevent fraud, waste, and abuse. These regulations guide us in responsibly administering our programs, preserving healthcare service integrity, and protecting financial resources. The Payment Integrity team's activities are structured to ensure taxpayer dollars are appropriately allocated to necessary, quality care, supporting compliance with federal and state standards and safeguarding member and stakeholder trust.

No request for proposal was conducted for this vendor as we have an existing contract, and continuing with the existing vendor would allow the L.A. Care Payment Integrity team to save time, resources, and initiation fees to procure and implement a new vendor. The vendor has customized the payment integrity platform to meet our

¹ 42 U.S.C. § 1396a

² Cal. Code Regs. tit. 28 § 1300.71

Board of Governors
MOTION SUMMARY

specific needs, making it highly integrated with our current operations. Contracting with another vendor would result in extensive customization efforts, significantly increasing costs and resources.


To support these efforts, we anticipate an additional expenditure of \$2,145,000 over the new contract term.

Invoice Date	Description	Annual License Fee	CPI Vendor implementation Fee	Total
January 1, 2025	Pareo Supplier Optimization License Fee	\$690,000.00	\$25,0000	\$715,000
January 1, 2026	Pareo Supplier Optimization License Fee	\$690,000.00	\$25,0000	\$715,000
January 1, 2027	Pareo Supplier Optimization License Fee	\$690,000.00	\$25,0000	\$715,000
			Total	\$2,145,000

Member Impact: L.A. Care members will benefit from this motion through reduced medical spending thus allowing for additional funds to remain in the Medicaid/Medicare Trust for future services.

Budget Impact: Sufficient funds are budgeted in FY 2024-2025. Additional funds will be requested for subsequent fiscal years.

Motion: To authorize L.A. Care staff to enter into SOW #2 Amendment #3 with Claris Health (formerly Santé Analytics), increasing the overall contract amount from \$3,446,916 to \$5,591,916, an incremental increase of \$2,145,000, and increasing the contract terms from January 1, 2021 through December 31, 2024, to January 1, 2025 through December 31, 2027, an incremental term of 3 years. This amendment will allow Claris Health to continue to support L.A. Care with a centralized overpayment repository with workflow capabilities to allow L.A. Care to manage and warehouse internal payment integrity audits and vendor audits, through December 31, 2027.



L.A. Care
HEALTH PLAN®

Board of Governors
MOTION SUMMARY

Date: November 20, 2024

Motion No. FIN A.1124

Committee: Finance & Budget

Chairperson: Stephanie Booth, MD

Issue: L.A. Care staff would like to amend contract Scope of Work (SOW) #4 with Claris Health (formerly Santé Analytics) to continue providing the Pareo Audit License and a full time Claris Health analytics resource by increasing the contract SOW by \$720,000 and extending the term of the SOW for three years.

New Contract **Amendment** **Sole Source** **RFP/RFQ was conducted**

Background: The current Claris Health contract, PRO #000004218, SOW #4 Amendment #3 is \$2,951,108 and is effective until December, 31, 2024.

L.A. Care staff requests approval to increase the SOW amount from \$2,951,108, to \$3,671,108, an incremental increase of \$720,000, and extend the term from January 1, 2025, to December 31, 2027, incremental term of three years, for Amendment # 3 of SOW #4 for Pareo Audit License Fees and a full time Claris Health analytics resource.

Claris Health will continue to provide a license for the Pareo Platform, which includes dashboards and reports to track internal financial recovery findings and concept performance, along with a full time analytics resource for additional support. Claris Health will also continue to enhance metrics including 1) recoveries by concept; 2) concept identification and recovery ratios; 3) average recovery per concept; 4) overpayment trends; 5) leakage analysis; and 6) internal financial performance savings.

L.A. Care requires these services to meet its legal obligations under Medicare Integrity Program¹ and Title 28 provisions to increase Payment Integrity Programs², which mandates proactive measures to detect, investigate, and prevent fraud, waste, and abuse. These regulations guide us in responsibly administering our programs, preserving healthcare service integrity, and protecting financial resources.

No request for proposal was conducted for this vendor as we have an existing contract and continuing with the vendor would allow us to mitigate time, resources, and initiation fees associated with implementing a new vendor. The vendor has customized the payment integrity platform to meet our specific needs - making it highly integrated with our current operations. Contracting with another vendor would result in extensive customization efforts, significantly increasing costs and resources.

¹ 42 U.S.C. § 1396a

² Cal. Code Regs. tit. 28 § 1300.71

Board of Governors
MOTION SUMMARY

To support these efforts, we anticipate an additional expenditure of \$720,000 over the new contract term.


Invoice Date	Description	Annual License Fee
January 01, 2025	Pareo Audit License Fee	\$240,000
January 01, 2026	Pareo Audit License Fee	\$240,000
January 01, 2027	Pareo Audit License Fee	\$240,000
	Total	\$720,000

Member Impact: L.A. Care members will benefit from this motion through appropriate medical spending thus allowing for additional funds to remain in the Medicaid/Medicare Trust for future services.

Budget Impact: Vendor commissions related to the extension of this contract are included in the Fiscal Year 2024-2025 budget. Additional dollars will be requested for subsequent fiscal years.

Motion: To authorize the staff to enter into Amendment 3 for SOW 4 with Claris Health (formerly Santé Analytics), increasing the overall contract amount from \$2,951,108 to \$3,671,108, an incremental increase of \$720,000, and increasing the contract terms from July 1, 2021 through December 31, 2024, to January 1, 2025 – December 31, 2027, an incremental term of 3 years. This amendment will allow Claris Health to continue to supply L.A. Care with a Pareo Audit License and a full time Claris analytics resource, through December 31, 2027.

*See, e.g., 42 U.S.C. § 1396a, 28 CCR § 1300.71.



L.A. Care
HEALTH PLAN®

Board of Governors
MOTION SUMMARY

Date: November 20, 2024

Motion No. FIN 102.1225

Committee: Finance & Budget

Chairperson: Stephanie Booth, MD

Issue: L.A. Care staff would like to amend contract Statement of Work (SOW) #5 with Claris Health (formerly Santé Analytics) to provide overpayment algorithms to improve overpayment identification and recovery efforts by adding additional funding in the amount of \$8,985,825 and adding an incremental contract term of three years.

New Contract **Amendment** **Sole Source** **RFP/RFQ was conducted**

Background: The current Claris Health contract PRO #000004219, SOW #5 Amendment #2 is \$600,000 and is effective until December 31, 2024.

L.A. Care staff requests approval of SOW #5 Amendment #3, to increase the SOW amount from \$600,000 to \$9,585,825, an incremental \$8,985,825, and extending the contract term from January 1, 2025, through December 31, 2027, an incremental term of three years, to provide overpayment algorithms to improve overpayment identification and recovery efforts.

Claris Health will continue to supply L.A. Care with customized overpayment algorithms to strengthen overpayment identification and recovery, aligned with L.A. Care’s and regulatory guidelines¹. They will collaborate with L.A. Care on development, testing, and implementation, with responsive adjustments as needed. Approved algorithms will analyze both historical and ongoing claims, with findings prepared for validation and recovery.

Additionally, Claris Health will provide dashboards and reports, tracking algorithm performance, recoveries, and accuracy. The projected recoveries of approximately \$146 million from January 2025 through December 2027, are a direct result of our investment in the Pareo Supplier Optimization Module. The incremental monthly savings stem from the ongoing growth and expansion of the current overpayment edits library. To support these efforts, we anticipate an additional expenditure of \$8,985,825 over the new contract term.

	FY 24-25	FY 25-26	FY 26-27	FY 27-28	Total
Recoveries	\$ 42,975,000	\$ 47,700,000	\$ 44,946,425	\$ 10,747,500	\$ 146,368,925
Fees	\$ 2,693,250	\$ 2,919,000	\$ 2,726,250	\$ 647,325	\$ 8,985,825

L.A. Care uses these services to meet its legal obligations under the Medicare Integrity Program² and Title 28 provision to increase Payment Integrity Programs³, which mandates proactive measures to detect, investigate, and prevent fraud, waste, and abuse. These regulations guide us in responsibly administering our programs, preserving healthcare service integrity, and protecting financial resources.

¹ 42 CFR Part 447

² 42 U.S.C. §1395ddd

³ Cal. Code Regs. tit. 28 § 1300.71

Board of Governors


MOTION SUMMARY

No request for proposal was conducted for this vendor as we have an existing contract, and continuing work with the vendor would allow us to mitigate time, resources, and initiation fees necessary to procure and implement a new vendor. We are not pursuing an RFP for this specific SOW because it is part of a broader set of services provided by Claris, which are highly integrated. Breaking out this individual SOW for an RFP would disrupt the continuity and coordination of the services, potentially affecting the overall performance of the Payment Integrity program.

Member Impact: L.A. Care members will benefit from this motion through reduced medical spending, thus allowing for additional funds to remain in the Medicaid/Medicare Trust for future services.

Budget Impact: Sufficient funds are budgeted in FY 2024-2025. Additional funds will be requested for subsequent fiscal years.

Motion: To authorize the staff to enter into Amendment 3 to SOW 5 with Claris Health (formerly Santé Analytics), increasing the overall contract amount from \$600,000 to \$9,585,825, an incremental increase of \$8,985,825, and increasing the contract terms from January 1, 2022 through December 31, 2024 to January 1, 2025 through December 31, 2027, an incremental term of 3 years. This amendment will allow Claris Health (formerly Santé Analytics) to continue supporting L.A. Care with Pareo Analytics through December 31, 2027, as we implement additional concepts and enhance recoveries. This extension ensures continued progress in optimizing our payment integrity efforts and maximizing savings.



L.A. Care
HEALTH PLAN®

Board of Governors
MOTION SUMMARY

Date: November 20, 2024

Motion No. FIN 103.1124

Committee: Finance & Budget

Chairperson: Stephanie Booth, MD

Issue: L.A. Care staff would like to amend Scope of Work (SOW) #6 with Claris Health (formerly Santé Analytics) to continue providing Pareo clinical analytics algorithms, medical record request operations, a full time Claris Health clinical healthcare expert, and access to Claris Health's Optical Character Recognition (OCR) software, by increasing the contract SOW by \$1,980,000 and extending the term of the SOW for three years.

New Contract **Amendment** **Sole Source** **RFP/RFQ was conducted**

Background: The current Claris Health (formerly Santé Analytics) contract PRO # 000004606, SOW #6 Amendment #1 is \$4,076,950, and is effective until December 31, 2024.

L.A. Care staff requests approval to increase the SOW amount from \$4,076,950 to \$6,056,950, an incremental increase of \$1,980,000, and extend the contract term from January 1, 2025, through December 31, 2027, and incremental term of three years for Amendment #2 of SOW #6 for Claris Health. Claris Health will continue to deliver advanced clinical analytics to support data-driven decision-making, streamlined medical record requests and efficient administration processes to ensure timely access to critical documentation, and specialized clinical healthcare expertise to support the development of audit algorithms. Additionally, Claris Health will provide access to OCR software, facilitating the digital extraction and analysis of data from scanned documents, improving accuracy and efficiency in handling medical records.

L.A. Care leverages these services to meet its legal obligations under Medicare Integrity Program¹ and Title 28 provisions to increase Payment Integrity Programs², which mandates proactive measures to detect, investigate, and prevent fraud, waste, and abuse. These regulations guide us in responsibly administering our programs, preserving healthcare service integrity, and protecting financial resources.

No request for proposal was conducted for this vendor as we have an existing contract, and continuing with the existing vendor would allow the L.A. Care Payment Integrity team to save time, resources, and initiation fees associated with and implement a new vendor. The vendor has customized the payment integrity platform to meet our specific needs, making it highly integrated with our current operations. Contracting with another vendor would result in extensive customization efforts, significantly increasing costs and resources.

To support these efforts, we anticipate an additional expenditure of \$1,980,000 over the new contract term.

¹ 42 U.S.C. § 1396a

² Cal. Code Regs. tit. 28 § 1300.71

Board of Governors
MOTION SUMMARY

	FY 24-25	FY 25-26	FY 26-27	FY 27-28	Total
Fee	\$ 600,000	\$ 600,000	\$ 600,000		\$ 1,800,000
Expansion Fee	\$ 30,000	\$ 60,000	\$ 60,000	\$ 15,000	\$ 165,000
Transaction overage fee	\$ 3,750	\$ 5,000	\$ 5,000	\$ 1,250	\$ 15,000
Total	\$ 633,750	\$ 665,000	\$ 665,000	\$ 16,250	\$ 1,980,000

Member Impact: L.A. Care members will benefit from this motion through reduced medical spending thus allowing for additional funds to remain in the Medicaid/Medicare Trust for future services.

Budget Impact: Vendor commissions related to the extension of this contract are included in the Fiscal Year 2024-2025 budget. Additional dollars will be requested for subsequent fiscal years.

Motion: To authorize the staff to enter into Amendment 2 for SOW 6 with Claris Health (formerly Santé Analytics), increasing the overall contract amount from \$4,076,950 to \$6,056,950, an incremental increase of \$1,980,000, and increasing the contract terms from January 1, 2022, through December 31, 2024, to January 1, 2025, through December 31, 2027, an incremental term of three years. This amendment will allow Claris Health (formerly Santé Analytics), to continue to support L.A. Care by providing Pareo clinical analytics algorithms, medical record request operations, a full time Claris Health clinical healthcare expert, and access to Claris Health’s Optical Character Recognition (OCR) software through December 31, 2027.



Board of Governors
MOTION SUMMARY

Date: November 20, 2024

Motion No. FIN 104.1224

Committee: Finance & Budget

Chairperson: Stephanie Booth, MD

Issue: Request approval to enter into a new contract with Claris Health (aka Santé Analytics, LLC) for Pareo Pre-Pay analytics services.

New Contract **Amendment** **Sole Source** **RFP/RFQ was conducted**

Background: L.A. Care staff requests approval to execute a new contract with Claris Health (aka Santé Analytics, LLC) in the amount of \$7,680,000, for Pareo Pre-Pay analytics services from January 1, 2025, through December 31, 2027.

	FY-24-25	FY 25-26	FY 26-27	FY 27-28	Total
Savings	\$ 29,333,333	\$ 30,666,667	\$ 33,333,333	\$ 25,000,000	\$ 118,333,333
Fees	\$ 1,260,000	\$ 2,295,000	\$ 3,300,000	\$ 825,000	\$ 7,680,000


The vendor will develop customized prepay audits, enabling L.A. Care to proactively prevent overpayments and ensure compliance with all relevant regulations¹. The Pareo Pre-Pay workflow will analyze new claims within 12 hours of submission, helping to prevent costs before they arise. L.A. Care will review and approve all pre-pay audits before deployment, and the vendor will provide regular updates and Pareo Pre-Pay audit performance reports, ensuring that pre-pay audits meet L.A. Care’s standards for efficiency and accuracy in cost avoidance.

Member Impact: L.A. Care members will benefit from this motion through reduced medical spending thus allowing for additional funds to remain in the Medicaid/Medicare Trust for future services.

Budget Impact: Sufficient funds are budgeted in FY 2024-2025. Additional funds will be requested for subsequent fiscal years.

Motion: **To authorize staff to execute a new contract in the amount of \$7,680,000 with Claris Health for Pareo Pre-Pay analytics services for the period of January 1, 2025 through December 31, 2027.**

¹ Cal. Code Regs. tit. 28 § 1300.71



L.A. Care
HEALTH PLAN®

Board of Governors
MOTION SUMMARY

Date: November 20, 2024

Motion No. FIN 105.1224

Committee: Finance & Budget

Chairperson: Stephanie Booth, MD

Issue: Enter into a new contract with WiPro LLC. to perform claims processing, Provider Dispute Resolution (PDR) processing, claims adjustment processing, and Payment Integrity pre-payment data mining validation and processing services.

New Contract **Amendment** **Sole Source** **RFP/RFQ was conducted**

Background: L.A. Care staff requests approval to enter into a contract with WiPro, in the amount of \$9,813,834, to perform claims processing, PDR processing, claims adjustment processing, and Payment Integrity pre-payment data mining validation and processing services. WiPro will perform the aforementioned services from January 01, 2025, to December 31, 2027, and will ensure additional contingencies are in place in the event of a disaster or system outage.

No formal RFP/RFI was conducted however, Claims Integrity department compared proposals from other vendors (Cognizant and Source Edge) and have chosen to pursue WiPro for this contract and statement of work due to its industry experience and track record.


Based on the associated projections and vendor resources required to perform the work, ESS will spend \$9,813,834 throughout the term of the contract.

Service	FY 24-25	FY 25-26	FY 26-27	FY 27-28	Total
Claims Processing/ Payment Integrity	\$ 1,256,649	\$ 1,675,533	\$ 1,675,533	\$ 418,883	\$ 5,026,598
Adjustments	\$ 478,724	\$ 638,298	\$ 638,298	\$ 159,575	\$ 1,914,895
PDRs	\$ 718,085	\$ 957,447	\$ 957,447	\$ 239,362	\$ 2,872,341
Total	\$ 2,453,458	\$ 3,271,278	\$ 3,271,278	\$ 817,820	\$ 9,813,834

Member Impact: L.A. Care members will benefit from this motion through effective and efficient claims processing resulting in provider satisfaction with timely and accurate claims adjudication.

Budget Impact: Sufficient funds are budgeted in FY 2024-2025. Additional funds will be requested for subsequent fiscal years.

Motion: **To authorize the staff to enter into a contract with WiPro LLC. for \$9,813,834 and for the term of January 01, 2025 to December 31, 2027. This contract will allow WiPro LLC. to perform claims processing, Provider Dispute Resolution processing, claims adjustment processing, and Payment Integrity pre-payment data mining validation and processing services.**



L.A. Care
HEALTH PLAN

Board of Governors
MOTION SUMMARY

Date: November 20, 2024

Motion No. FIN 106.1224

Committee: Finance & Budget

Chairperson: Stephanie Booth, M.D.

Issue: Accept the Investment Report for the quarter ended September 30, 2024

New Contract **Amendment** **Sole Source** **RFP/RFQ was conducted**

Background: Per L.A. Care's Investment Policy, the Finance & Budget Committee is responsible for reviewing L.A. Care's investment portfolio to confirm compliance with the Policy, including its diversification and maturity guidelines.

Member Impact: N/A

Budget Impact: L.A. Care budgets a reasonable return on investment holdings.

Motion: To accept the Quarterly Investment Report for the quarter ending September 30, 2024, as submitted.



DATE: November 20, 2024
 TO: Finance & Budget Committee
 FROM: Afzal Shah, *Chief Financial Officer*

SUBJECT: Quarterly Investment Report – September 2024

As of September 30, 2024, L.A. Care's combined investments value was approximately \$3.57 billion. Interest income, amortization, realized gains and losses was approximately \$49.8 million for the quarter. Unrealized gain due to market price fluctuations was approximately \$14.6 million for the quarter. The rate of return for the quarter was 1.64%. Based upon an independent compliance review performed as of September 30, 2024, LA Care is in compliance with its investment policy guidelines pursuant to the California Government Code and the California Insurance Code.

At quarter end \$3.07 billion (or approx. 86% of total investments) and \$0.36 billion (or approx. 10% of total investments) were under the management of Payden & Rygel and New England Asset Management, respectively. Both are external professional investment management firms. A list of the securities held under management of these two firms are attached. Below are the same securities grouped by investment type:

	Payden	NEAM	Combined
Cash and Money Market Mutual Fund	2%	2%	2%
U.S. Treasury Securities	62%	0%	56%
U.S. Agency & Municipal Securities	13%	1%	12%
Commercial paper	7%	0%	6%
Corporate bonds	0%	97%	10%
Asset Backed and Mortgage Backed Securities	10%	0%	9%
Negotiable CDs	2%	0%	2%
Other	4%	0%	3%
	100%	100%	100%
Average credit quality:	AA+	A1	
Average duration:	0.21 years	2.65 years	
Average yield to maturity:	4.74%	4.18%	

The funds managed by Payden & Rygel are managed as two separate portfolios based on investment style – 1) the short-term portfolio and 2) the extended term portfolio. The short-term portfolio had approximately \$2,972 million invested as of September 30, 2024, and returned 1.41% for the quarter. The comparative benchmark returned 1.37% for the quarter. The extended term portfolio had approximately \$97 million invested September 30, 2024, and returned 3.40% for the quarter. The comparative benchmark had a return of 3.41%.

PORTFOLIO RETURNS				
<i>Periods over one year annualized</i>				
Periods ended 09/30/2024	3rd Quarter	2024 YTD	Trailing 1 Year	Trailing 3 Year
Performance				
LA Care - Short-Term Portfolio (gross of fees)	1.41	4.18	5.62	3.53
ICE BoA 91 Day Treasury Index	1.37	4.03	5.46	3.49
LA Care - Extended-Term Portfolio (gross of fees)	3.40	4.36	7.74	1.25
Bloomberg US Govt 1-5 Yr Bond Index	3.41	4.16	7.49	0.67
LA Care - Combined Portfolio (gross of fees)	1.46	4.18	5.69	3.37

The \$356 million portfolio managed by New England Asset Management, Inc (NEAM), focused on corporate fixed income bonds returned 3.65% for the quarter. The comparative benchmark returned 3.67% for the quarter.

L.A. Care also invests with 2 government pooled investment funds, the Local Agency Investment Fund (LAIF) and the Los Angeles County Pooled Investment Fund (LACPIF). L.A. Care's investment balances as of September 30, 2024 were \$6 million in LAIF and \$11 million in LACPIF.

The Local Agency Investment Fund (LAIF) yielded approximately 1.16% for the quarter. The fund's total portfolio market value as of September 30, 2024, was \$162 billion, with a weighted average maturity of 231 days. LAIF is administered and overseen by the State Treasurer's office. The fund's investment holdings as of September 30, 2024 were as follows:

U.S. Treasury Securities	55%
Agencies	26%
CD's and bank notes	9%
Commercial paper	6%
Time deposits	3%
Other	1%
	<u>100%</u>

The Los Angeles County Pooled Investment Fund (LACPIF) yielded approximately 1.01% for the quarter. The fund's total market value as of August 31, 2024, was approximately \$53 billion, with a weighted average maturity of 725 days. LACPIF is administered and overseen by the Los Angeles County Treasurer. The fund's most recent published investment holdings (as of August 31, 2024) were as follows:

U.S. Govt. and Agency Securities	71%
Commercial paper	24%
CD's	5%
	<u>100%</u>

Lastly, L.A. Care's investment balance in the BlackRook Liquidity T-Fund, a Money Market fund that invests in US Treasury obligations, was \$125 million at quarter end, and returned 1.05% for the quarter.

LA Care Securities Holdings
as of September 30, 2024

Portfolio	CUSIP/Identifier	Security	Type	Par	Maturity date
Payden	USD	NORTHERN INST GOVT MONEY MKT	Cash/Money Market Funds	61,454,526	NA
NEAM	USD	NORTHERN INST GOVT MONEY MKT	Cash/Money Market Funds	8,857,760	NA
Payden	912797LK1	U.S. TREASURY BILL	U.S. Treasury Security	20,000,000	10/1/2024
Payden	912797LS4	U.S. TREASURY BILL	U.S. Treasury Security	290,000,000	10/8/2024
Payden	912797KT3	U.S. TREASURY BILL	U.S. Treasury Security	270,000,000	10/10/2024
Payden	912797KU0	U.S. TREASURY BILL	U.S. Treasury Security	45,000,000	10/17/2024
Payden	912797LU9	U.S. TREASURY BILL	U.S. Treasury Security	30,000,000	10/22/2024
Payden	912797KV8	U.S. TREASURY BILL	U.S. Treasury Security	17,500,000	10/24/2024
Payden	912797MA2	U.S. TREASURY BILL	U.S. Treasury Security	250,000,000	11/5/2024
Payden	912797LC9	U.S. TREASURY BILL	U.S. Treasury Security	159,500,000	11/7/2024
Payden	912797MB0	U.S. TREASURY BILL	U.S. Treasury Security	45,000,000	11/12/2024
Payden	912797LD7	U.S. TREASURY BILL	U.S. Treasury Security	90,000,000	11/14/2024
Payden	912797LE5	U.S. TREASURY BILL	U.S. Treasury Security	95,000,000	11/21/2024
Payden	912797LF2	U.S. TREASURY BILL	U.S. Treasury Security	205,000,000	12/5/2024
Payden	912797MN4	U.S. TREASURY BILL	U.S. Treasury Security	90,000,000	12/10/2024
Payden	912797MW4	U.S. TREASURY BILL	U.S. Treasury Security	200,000,000	1/7/2025
Payden	91282CJD4	U.S. TREASURY FRN	U.S. Treasury Security	50,000,000	10/31/2025
Payden	91282CKM2	U.S. TREASURY FRN	U.S. Treasury Security	10,000,000	4/30/2026
Payden	91282CCP4	U.S. TREASURY NOTE	U.S. Treasury Security	1,350,000	7/31/2026
Payden	91282CLB5	U.S. TREASURY NOTE	U.S. Treasury Security	2,170,000	7/31/2026
Payden	91282CCW9	U.S. TREASURY NOTE	U.S. Treasury Security	1,880,000	8/31/2026
Payden	91282CCZ2	U.S. TREASURY NOTE	U.S. Treasury Security	1,405,000	9/30/2026
Payden	91282CDQ1	U.S. TREASURY NOTE	U.S. Treasury Security	930,000	12/31/2026
Payden	91282CKR1	U.S. TREASURY NOTE	U.S. Treasury Security	230,000	5/15/2027
Payden	91282CKV2	U.S. TREASURY NOTE	U.S. Treasury Security	1,890,000	6/15/2027
Payden	91282CEW7	U.S. TREASURY NOTE	U.S. Treasury Security	2,470,000	6/30/2027
Payden	91282CKZ3	U.S. TREASURY NOTE	U.S. Treasury Security	2,380,000	7/15/2027
Payden	91282CFB2	U.S. TREASURY NOTE	U.S. Treasury Security	1,975,000	7/31/2027
Payden	91282CFH9	U.S. TREASURY NOTE	U.S. Treasury Security	1,325,000	8/31/2027
Payden	91282CFZ9	U.S. TREASURY NOTE	U.S. Treasury Security	1,530,000	11/30/2027
Payden	91282CGH8	U.S. TREASURY NOTE	U.S. Treasury Security	1,950,000	1/31/2028
Payden	91282CGP0	U.S. TREASURY NOTE	U.S. Treasury Security	2,395,000	2/29/2028
Payden	91282CGT2	U.S. TREASURY NOTE	U.S. Treasury Security	11,105,000	3/31/2028
Payden	91282CHA2	U.S. TREASURY NOTE	U.S. Treasury Security	2,580,000	4/30/2028
Payden	91282CHE4	U.S. TREASURY NOTE	U.S. Treasury Security	680,000	5/31/2028
Payden	91282CHK0	U.S. TREASURY NOTE	U.S. Treasury Security	2,205,000	6/30/2028
Payden	91282CHQ7	U.S. TREASURY NOTE	U.S. Treasury Security	3,755,000	7/31/2028

LA Care Securities Holdings
as of September 30, 2024

Porfolio	CUSIP/Identifier	Security	Type	Par	Maturity date
Payden	91282CHX2	U.S. TREASURY NOTE	U.S. Treasury Security	230,000	8/31/2028
Payden	91282CJA0	U.S. TREASURY NOTE	U.S. Treasury Security	1,810,000	9/30/2028
Payden	91282CJN2	U.S. TREASURY NOTE	U.S. Treasury Security	3,925,000	11/30/2028
Payden	91282CJW2	U.S. TREASURY NOTE	U.S. Treasury Security	4,420,000	1/31/2029
Payden	91282CKD2	U.S. TREASURY NOTE	U.S. Treasury Security	2,100,000	2/28/2029
Payden	91282CKG5	U.S. TREASURY NOTE	U.S. Treasury Security	465,000	3/31/2029
Payden	91282CKP5	U.S. TREASURY NOTE	U.S. Treasury Security	3,490,000	4/30/2029
Payden	91282CKT7	U.S. TREASURY NOTE	U.S. Treasury Security	1,180,000	5/31/2029
Payden	91282CLC3	U.S. TREASURY NOTE	U.S. Treasury Security	965,000	7/31/2029
Payden	91282CLK5	U.S. TREASURY NOTE	U.S. Treasury Security	2,675,000	8/31/2029
Payden	313396J79	FHLMC DISCOUNT NOTE	U.S. Agency Security	150,000,000	10/7/2024
Payden	880592J92	TVA DISCOUNT NOTE	U.S. Agency Security	50,000,000	10/9/2024
Payden	313384N54	FHLB DISCOUNT NOTE	U.S. Agency Security	95,000,000	11/6/2024
Payden	313384T25	FHLB DISCOUNT NOTE	U.S. Agency Security	44,000,000	12/13/2024
Payden	313385AZ9	FHLB DISCOUNT NOTE	U.S. Agency Security	10,300,000	1/24/2025
Payden	3130B0UY3	FHLB C 10/17/2024 M	U.S. Agency Security	15,000,000	4/17/2026
Payden	3130B1ZC4	FHLB C 7/16/2025 Q SOFRRATE	U.S. Agency Security	14,000,000	7/16/2026
Payden	3134GXS88	FHLMC C 02/28/23 Q	U.S. Agency Security	570,000	2/28/2025
Payden	3137EAEU9	FHLMC	U.S. Agency Security	570,000	7/21/2025
Payden	3134GXR63	FHLMC C 11/28/22 Q	U.S. Agency Security	570,000	8/28/2025
Payden	3134GXS47	FHLMC C 11/28/2022 Q	U.S. Agency Security	570,000	8/28/2025
Payden	3135G06G3	FNMA	U.S. Agency Security	410,000	11/7/2025
Payden	3130AKXQ4	FHLB C 05/12/21 Q	U.S. Agency Security	940,000	2/12/2026
Payden	459058JJ3	INTL BANK RECON & DEVELOP FRN	Non U.S. Government Bond	20,690,000	9/18/2025
Payden	4581X0DT2	INTER-AMERICAN DEV BANK FRN SOFRINDEX	Non U.S. Government Bond	15,000,000	2/10/2026
Payden	4581X0DY1	INTER-AMERICAN DEV BANK FRN SOFRINDEX	Non U.S. Government Bond	15,000,000	9/16/2026
Payden	459058KK8	INTL BK RECON & DEVELOP FRN SOFRINDEX	Non U.S. Government Bond	5,720,000	9/23/2026
Payden	459058LD3	INTL BANK RECON & DEVELOP SOFRINDEX FRN	Non U.S. Government Bond	5,000,000	2/23/2027
Payden	459058LH4	INTL BANK RECON & DEVELOP SOFRINDEX FRN	Non U.S. Government Bond	5,000,000	6/15/2027
Payden	45828RAA3	INTER-AMERICAN DEV BANK FRN SOFRINDEX	Non U.S. Government Bond	7,800,000	10/5/2028
Payden	4581X0EC8	INTER-AMERICAN DEV BANK FRN SOFRINDEX	Non U.S. Government Bond	19,371,000	2/15/2029
Payden	86959TEL6	SVENSKA HANDELSBANKEN NY YCD FRN SOFR	Negotiable CD	14,300,000	2/21/2025
Payden	83050P5X3	SKANDINAVISKA BK YCD FRN SOFRRATE	Negotiable CD	15,000,000	3/7/2025
Payden	06367DLQ6	BANK OF MONTREAL CHICAGO YCD FRN SOFR	Negotiable CD	15,000,000	5/23/2025
Payden	13606K7D2	CANADIAN IMPERIAL BANK YCD FRN SOFRRATE	Negotiable CD	15,000,000	5/29/2025
Payden	89115BZM5	TORONTO-DOMINION BANK YCD FRN SOFRRATE	Negotiable CD	10,900,000	5/29/2025
Payden	54466DBH7	CA LOS ANGELES WASTEWATER CP	Municipal Securities	10,000,000	10/1/2024

LA Care Securities Holdings
as of September 30, 2024

Porfolio	CUSIP/Identifier	Security	Type	Par	Maturity date
Payden	54466DBK0	CA LOS ANGELES WASTEWATER CP TXB	Municipal Securities	10,900,000	10/15/2024
Payden	91336CKF3	UNIVERSITY OF CHICAGO CP TXB	Municipal Securities	2,500,000	10/15/2024
Payden	57559LAC2	MA BAY TRANSPORTATION AUTH CP TXB	Municipal Securities	8,000,000	10/23/2024
Payden	13068BLE5	CA STATE GO/ULT CP TXB	Municipal Securities	8,975,000	10/29/2024
Payden	861398CH6	CA STOCKTON PFA WTR REV-GREEN-TXB	Municipal Securities	300,000	10/1/2024
Payden	544587Y44	CA LOS ANGELES MUNI IMPT CORP LEASE TXB	Municipal Securities	500,000	11/1/2024
Payden	13080SZL1	CA STWD CMTY DEV AUTH REV-CAISO-TXB	Municipal Securities	750,000	2/1/2025
Payden	672211BM0	CA OAKLAND-ALAMEDA COLISEUM AUTH-TXBL	Municipal Securities	925,000	2/1/2025
Payden	64990FD43	NY STATE DORM AUTH PERS INC TAX TXB	Municipal Securities	680,000	3/15/2025
Payden	91412HFM0	CA UNIVERSITY OF CALIFORNIA TXB	Municipal Securities	750,000	5/15/2025
Payden	088006JZ5	CA BEVERLY HILLS PFA LEASE REV TXB	Municipal Securities	670,000	6/1/2025
Payden	13034AN55	CA INFRA & ECON BANK-SCRIPPS TXB	Municipal Securities	500,000	7/1/2025
Payden	3582326T8	CA FRESNO USD GO/ULT TXB	Municipal Securities	600,000	8/1/2025
Payden	672325M95	CA OAKLAND USD GO/ULT TXB	Municipal Securities	420,000	8/1/2025
Payden	5445872T4	CA LOS ANGELES MUNI IMPT CORP LEASE TXB	Municipal Securities	360,000	11/1/2025
Payden	20772KQJ1	CT STATE GO/ULT TXB	Municipal Securities	640,000	6/15/2026
Payden	576004HD0	MA ST SPL OBLG REV-SOCIAL TXB	Municipal Securities	440,000	7/15/2027
NEAM	54438CYK2	LOS ANGELES CA CMNTY CLG DIST	Municipal Securities	1,100,000	8/1/2025
NEAM	13063D3A4	CALIFORNIA ST	Municipal Securities	1,000,000	10/1/2026
Payden	3136ANLN5	FNA 2015-M6 FA	Mortgage-Backed Security	2,041,558	1/25/2026
Payden	3137H3KA9	FHMS KI07 A SOFRFRN	Mortgage-Backed Security	6,950,000	9/25/2026
Payden	3137H4RC6	FHMS KI08 A 1MOFRN CMBS	Mortgage-Backed Security	1,944,156	10/25/2026
Payden	3137FCK52	FHMS KS09 A	Mortgage-Backed Security	12,332,489	10/25/2027
NEAM	29157TAC0	EMORY UNIVERSITY	Corporate Security	1,000,000	9/1/2025
NEAM	29157TAC0	EMORY UNIVERSITY	Corporate Security	3,305,000	9/1/2025
NEAM	68233JBZ6	ONCOR ELECTRIC DELIVERY	Corporate Security	3,000,000	10/1/2025
NEAM	64952WDW0	NEW YORK LIFE GLOBAL FDG	Corporate Security	5,000,000	1/15/2026
NEAM	64952WDW0	NEW YORK LIFE GLOBAL FDG	Corporate Security	5,000,000	1/15/2026
NEAM	927804FU3	VIRGINIA ELEC & POWER CO	Corporate Security	5,000,000	1/15/2026
NEAM	06406RAQ0	BANK OF NY MELLON CORP	Corporate Security	5,000,000	1/28/2026
NEAM	74005PBQ6	LINDE INC/CT	Corporate Security	2,250,000	1/30/2026
NEAM	037833BY5	APPLE INC	Corporate Security	1,500,000	2/23/2026
NEAM	20030NBS9	COMCAST CORP	Corporate Security	3,500,000	3/1/2026
NEAM	14913R2K2	CATERPILLAR FINL SERVICE	Corporate Security	5,000,000	3/2/2026
NEAM	74456QCF1	PUBLIC SERVICE ELECTRIC	Corporate Security	4,000,000	3/15/2026
NEAM	74456QCF1	PUBLIC SERVICE ELECTRIC	Corporate Security	5,000,000	3/15/2026
NEAM	90320WAF0	UPMC	Corporate Security	1,000,000	4/15/2026

LA Care Securities Holdings
as of September 30, 2024

Porfolio	CUSIP/Identifier	Security	Type	Par	Maturity date
NEAM	459200JZ5	IBM CORP	Corporate Security	1,250,000	5/15/2026
NEAM	57629WDE7	MASSMUTUAL GLOBAL FUNDIN	Corporate Security	5,000,000	7/16/2026
NEAM	61761J3R8	MORGAN STANLEY	Corporate Security	3,000,000	7/27/2026
NEAM	931142ER0	WALMART INC	Corporate Security	5,000,000	9/17/2026
NEAM	46625HRV4	JPMORGAN CHASE & CO	Corporate Security	3,500,000	10/1/2026
NEAM	743756AB4	PROV ST JOSEPH HLTH OBL	Corporate Security	1,500,000	10/1/2026
NEAM	26884ABF9	ERP OPERATING LP	Corporate Security	1,252,000	11/1/2026
NEAM	025816CM9	AMERICAN EXPRESS CO	Corporate Security	5,000,000	11/4/2026
NEAM	641062AV6	NESTLE HOLDINGS INC	Corporate Security	5,000,000	1/14/2027
NEAM	756109AS3	REALTY INCOME CORP	Corporate Security	3,750,000	1/15/2027
NEAM	31677QBR9	FIFTH THIRD BANK	Corporate Security	5,000,000	2/1/2027
NEAM	771196BV3	ROCHE HOLDINGS INC	Corporate Security	5,000,000	3/10/2027
NEAM	771196BV3	ROCHE HOLDINGS INC	Corporate Security	2,500,000	3/10/2027
NEAM	29736RAJ9	ESTEE LAUDER CO INC	Corporate Security	1,500,000	3/15/2027
NEAM	20030NDK4	COMCAST CORP	Corporate Security	2,500,000	4/1/2027
NEAM	10373QAZ3	BP CAP MARKETS AMERICA	Corporate Security	5,000,000	4/14/2027
NEAM	437076CN0	HOME DEPOT INC	Corporate Security	2,750,000	4/15/2027
NEAM	437076CN0	HOME DEPOT INC	Corporate Security	2,000,000	4/15/2027
NEAM	907818EP9	UNION PACIFIC CORP	Corporate Security	1,000,000	4/15/2027
NEAM	46647PCB0	JPMORGAN CHASE & CO	Corporate Security	2,500,000	4/22/2027
NEAM	91159HHR4	US BANCORP	Corporate Security	7,000,000	4/27/2027
NEAM	904764AY3	UNILEVER CAPITAL CORP	Corporate Security	7,500,000	5/5/2027
NEAM	67021CAM9	NSTAR ELECTRIC CO	Corporate Security	1,000,000	5/15/2027
NEAM	67021CAM9	NSTAR ELECTRIC CO	Corporate Security	2,500,000	5/15/2027
NEAM	74456QBS4	PUBLIC SERVICE ELECTRIC	Corporate Security	1,500,000	5/15/2027
NEAM	927804GH1	VIRGINIA ELEC & POWER CO	Corporate Security	3,100,000	5/15/2027
NEAM	59217GFB0	MET LIFE GLOB FUNDING I	Corporate Security	3,500,000	6/30/2027
NEAM	61747YEC5	MORGAN STANLEY	Corporate Security	2,000,000	7/20/2027
NEAM	06051GJS9	BANK OF AMERICA CORP	Corporate Security	5,000,000	7/22/2027
NEAM	458140BY5	INTEL CORP	Corporate Security	5,000,000	8/5/2027
NEAM	14913R3A3	CATERPILLAR FINL SERVICE	Corporate Security	2,500,000	8/12/2027
NEAM	756109BG8	REALTY INCOME CORP	Corporate Security	5,000,000	8/15/2027
NEAM	010392FY9	ALABAMA POWER CO	Corporate Security	5,000,000	9/1/2027
NEAM	010392FY9	ALABAMA POWER CO	Corporate Security	2,000,000	9/1/2027
NEAM	89236TKJ3	TOYOTA MOTOR CREDIT CORP	Corporate Security	3,000,000	9/20/2027
NEAM	539830BV0	LOCKHEED MARTIN CORP	Corporate Security	5,000,000	11/15/2027
NEAM	278865BP4	ECOLAB INC	Corporate Security	5,000,000	1/15/2028

LA Care Securities Holdings
as of September 30, 2024

Porfolio	CUSIP/Identifier	Security	Type	Par	Maturity date
NEAM	756109BH6	REALTY INCOME CORP	Corporate Security	2,500,000	1/15/2028
NEAM	69353RFJ2	PNC BANK NA	Corporate Security	3,000,000	1/22/2028
NEAM	882508BV5	TEXAS INSTRUMENTS INC	Corporate Security	5,000,000	2/15/2028
NEAM	91324PEP3	UNITEDHEALTH GROUP INC	Corporate Security	5,000,000	2/15/2028
NEAM	210518DS2	CONSUMERS ENERGY CO	Corporate Security	3,000,000	3/1/2028
NEAM	210518DS2	CONSUMERS ENERGY CO	Corporate Security	1,650,000	3/1/2028
NEAM	04636NAF0	ASTRAZENECA FINANCE LLC	Corporate Security	5,000,000	3/3/2028
NEAM	49177JAF9	KENVUE INC	Corporate Security	1,000,000	3/22/2028
NEAM	49177JAF9	KENVUE INC	Corporate Security	1,000,000	3/22/2028
NEAM	58769JAG2	MERCEDES-BENZ FIN NA	Corporate Security	2,000,000	3/30/2028
NEAM	02361DAS9	AMEREN ILLINOIS CO	Corporate Security	2,500,000	5/15/2028
NEAM	29736RAS9	ESTEE LAUDER CO INC	Corporate Security	3,000,000	5/15/2028
NEAM	29736RAS9	ESTEE LAUDER CO INC	Corporate Security	2,500,000	5/15/2028
NEAM	68233JCQ5	ONCOR ELECTRIC DELIVERY	Corporate Security	1,000,000	5/15/2028
NEAM	74153WCS6	PRICOA GLOBAL FUNDING 1	Corporate Security	5,000,000	5/30/2028
NEAM	440452AH3	HORMEL FOODS CORP	Corporate Security	1,000,000	6/3/2028
NEAM	440452AH3	HORMEL FOODS CORP	Corporate Security	1,600,000	6/3/2028
NEAM	38141GWL4	GOLDMAN SACHS GROUP INC	Corporate Security	10,000,000	6/5/2028
NEAM	02665WEM9	AMERICAN HONDA FINANCE	Corporate Security	1,000,000	7/7/2028
NEAM	02665WEM9	AMERICAN HONDA FINANCE	Corporate Security	3,000,000	7/7/2028
NEAM	24422EXB0	JOHN DEERE CAPITAL CORP	Corporate Security	5,000,000	7/14/2028
NEAM	46647PDG8	JPMORGAN CHASE & CO	Corporate Security	5,000,000	7/25/2028
NEAM	883556CK6	THERMO FISHER SCIENTIFIC	Corporate Security	5,000,000	10/15/2028
NEAM	29379VBT9	ENTERPRISE PRODUCTS OPER	Corporate Security	5,000,000	10/16/2028
NEAM	771196CF7	ROCHE HOLDINGS INC	Corporate Security	2,000,000	11/13/2028
NEAM	00287YBF5	ABBVIE INC	Corporate Security	7,000,000	11/14/2028
NEAM	59217GFR5	MET LIFE GLOB FUNDING I	Corporate Security	5,000,000	1/8/2029
NEAM	59217GFR5	MET LIFE GLOB FUNDING I	Corporate Security	2,500,000	1/8/2029
NEAM	58769JAR8	MERCEDES-BENZ FIN NA	Corporate Security	5,000,000	1/11/2029
NEAM	24422EXH7	JOHN DEERE CAPITAL CORP	Corporate Security	2,500,000	1/16/2029
NEAM	91159HJK7	US BANCORP	Corporate Security	5,000,000	2/1/2029
NEAM	210518DV5	CONSUMERS ENERGY CO	Corporate Security	2,000,000	2/15/2029
NEAM	110122EF1	BRISTOL-MYERS SQUIBB CO	Corporate Security	5,000,000	2/22/2029
NEAM	875127BM3	TAMPA ELECTRIC CO	Corporate Security	5,000,000	3/1/2029
NEAM	64105MAA9	NESTLE CAPITAL CORP	Corporate Security	1,500,000	3/12/2029
NEAM	26442UAH7	DUKE ENERGY PROGRESS LLC	Corporate Security	1,500,000	3/15/2029
NEAM	10373QBX7	BP CAP MARKETS AMERICA	Corporate Security	4,500,000	4/10/2029

LA Care Securities Holdings
as of September 30, 2024

Portfolio	CUSIP/Identifier	Security	Type	Par	Maturity date
NEAM	89236TMF9	TOYOTA MOTOR CREDIT CORP	Corporate Security	3,500,000	5/16/2029
NEAM	210518DW3	CONSUMERS ENERGY CO	Corporate Security	2,750,000	5/30/2029
NEAM	24422EXT1	JOHN DEERE CAPITAL CORP	Corporate Security	4,000,000	6/11/2029
NEAM	437076DC3	HOME DEPOT INC	Corporate Security	1,750,000	6/25/2029
NEAM	06051GHM4	BANK OF AMERICA CORP	Corporate Security	4,000,000	7/23/2029
NEAM	95000U3E1	WELLS FARGO & COMPANY	Corporate Security	10,000,000	7/25/2029
NEAM	17325FBK3	CITIBANK NA	Corporate Security	5,000,000	8/6/2029
NEAM	89236TMK8	TOYOTA MOTOR CREDIT CORP	Corporate Security	1,500,000	8/9/2029
NEAM	928668CM2	VOLKSWAGEN GROUP AMERICA	Corporate Security	2,000,000	8/15/2029
NEAM	02665WFQ9	AMERICAN HONDA FINANCE	Corporate Security	3,000,000	9/5/2029
Payden	49177FK25	KENVUE CP 144A	Commercial Paper	21,450,000	10/2/2024
Payden	02079NK42	ALPHABET CP 144A	Commercial Paper	40,000,000	10/4/2024
Payden	6698M4K43	NOVARTIS FINANCE CP 144A	Commercial Paper	15,600,000	10/4/2024
Payden	77119LK99	ROCHE HOLDINGS CP 144A	Commercial Paper	30,000,000	10/9/2024
Payden	86563GKA9	SUMITOMO MITSUI CP 144A	Commercial Paper	30,000,000	10/10/2024
Payden	34108AKF3	FLORIDA POWER & LIGHT CP	Commercial Paper	40,000,000	10/15/2024
Payden	23102UKH4	CUMMINS INC CP 144A	Commercial Paper	10,000,000	10/17/2024
Payden	57576JKQ4	MASSACHUSETTS MUTUAL CP 144A	Commercial Paper	10,000,000	10/24/2024
Payden	34535EAA0	FORDO 2024-A A1 CAR	Asset-Backed Security	221,162	4/15/2025
Payden	23346MAA4	DLLAD 2024-1A A1 EQP 144A	Asset-Backed Security	1,833,165	5/20/2025
Payden	29375RAA4	EFF 2024-2 A1 FLEET 144A	Asset-Backed Security	2,569,196	5/20/2025
Payden	29375QAA6	EFF 2024-3 A1 FLEET 144A	Asset-Backed Security	1,997,596	7/21/2025
Payden	12515PAA5	CCG 2024-1 A1 EQP 144A	Asset-Backed Security	3,309,815	8/14/2025
Payden	23347AAA9	DLLMT 2024-1A A1 144A	Asset-Backed Security	2,953,178	8/20/2025
Payden	47788UAC6	JOHN DEERE 2021-A A3 EQP	Asset-Backed Security	67,192	9/15/2025
Payden	448979AB0	HART 2023-A A2A CAR	Asset-Backed Security	143,559	12/15/2025
Payden	23346HAB3	DLLST 2024-1A A2 EQP 144A	Asset-Backed Security	800,000	1/20/2026
Payden	78414SAC8	SBALT 2024-A A2 LEASE 144A	Asset-Backed Security	3,255,909	1/20/2026
Payden	233874AB2	DTRT 2024-1 A2 EQP	Asset-Backed Security	3,632,605	4/15/2026
Payden	437927AB2	HAROT 2023-2 A2 CAR	Asset-Backed Security	2,691,559	4/15/2026
Payden	05592XAB6	BMWOT 2023-A A2A CAR	Asset-Backed Security	1,849,947	4/27/2026
Payden	06428AAB4	BAAT 2023-1A A2 CAR 144A	Asset-Backed Security	1,748,817	5/15/2026
Payden	44933XAB3	HART 2023-B A2A CAR	Asset-Backed Security	1,516,328	5/15/2026
Payden	44935FAD6	HART 2021-C A3 CAR	Asset-Backed Security	1,128,793	5/15/2026
Payden	362583AB2	GMCAR 2023-2 A2A CAR	Asset-Backed Security	324,696	5/18/2026
Payden	14317DAC4	CARMX 2021-3 A3 CAR	Asset-Backed Security	1,809,950	6/15/2026
Payden	448988AB1	HALST 2024-A A2A LEASE 144A	Asset-Backed Security	1,713,811	6/15/2026

LA Care Securities Holdings
as of September 30, 2024

Porfolio	CUSIP/Identifier	Security	Type	Par	Maturity date
Payden	36269FAB2	GMALT 2024-1 A2A LEASE	Asset-Backed Security	2,142,771	6/22/2026
Payden	88166VAB2	TESLA 2024-A A2A LEASE 144A	Asset-Backed Security	449,929	6/22/2026
Payden	98164JAB0	WOART 2023-A A2A CAR	Asset-Backed Security	815,860	7/15/2026
Payden	362548AD1	GMALT 2023-2 A3 LEASE	Asset-Backed Security	10,000,000	7/20/2026
Payden	05611UAB9	BMWLT 2024-1 A2A LEASE	Asset-Backed Security	2,555,146	7/27/2026
Payden	39154TCH9	GALC 2024-1 A2 EQP 144A	Asset-Backed Security	2,500,000	8/17/2026
Payden	39154TBW7	GALC 2022-1 A3 EQP 144A	Asset-Backed Security	5,000,000	9/15/2026
Payden	362554AC1	GMCAR 2021-4 A3 CAR	Asset-Backed Security	1,630,247	9/16/2026
Payden	36267KAB3	GMCAR 2023-3 A2A CAR	Asset-Backed Security	1,231,889	9/16/2026
Payden	36269WAB5	GMALT 2024-2 A2A LEASE	Asset-Backed Security	3,800,000	9/21/2026
Payden	34529NAD2	FORDL 2023-B A3 LEASE	Asset-Backed Security	10,509,000	10/15/2026
Payden	44934FAC9	HALST 2024-B A2B LEASE 144A	Asset-Backed Security	7,650,000	10/15/2026
Payden	98163CAF7	WORLD OMNI 2020-C A4 CAR	Asset-Backed Security	3,356,891	10/15/2026
Payden	501689AB9	LADAR 2024-1A A2 CAR 144A	Asset-Backed Security	2,078,584	11/16/2026
Payden	89239FAB8	TAOT 2023-D A2A CAR	Asset-Backed Security	2,770,649	11/16/2026
Payden	78437VAC4	SBALT 2024-B A2 LEASE 144A	Asset-Backed Security	5,100,000	11/20/2026
Payden	881943AC8	TEVT 2023-1 A2B CAR 144A	Asset-Backed Security	4,360,310	12/21/2026
Payden	92866EAB5	VWALT 2024-A A2A LEASE	Asset-Backed Security	2,800,000	12/21/2026
Payden	92867WAB4	VALET 2023-1 A2A CAR	Asset-Backed Security	709,347	12/21/2026
Payden	14687TAD9	CRVNA 2021-P2 A4 CAR	Asset-Backed Security	2,416,224	1/10/2027
Payden	14687KAC0	CRVNA 2021-P4 A3 CAR	Asset-Backed Security	5,040,701	1/11/2027
Payden	44918CAB8	HART 2023-C A2A CAR	Asset-Backed Security	1,413,337	1/15/2027
Payden	36268GAC9	GMCAR 2024-1 A2B CAR	Asset-Backed Security	1,038,874	2/16/2027
Payden	58770JAC8	MBALT 2024-A A2B LEASE	Asset-Backed Security	3,000,000	2/16/2027
Payden	96042UAB7	WLAKE 2023-P1 A2 CAR 144A	Asset-Backed Security	3,474,193	2/16/2027
Payden	43813YAB8	HAROT 2024-3 A2 CAR	Asset-Backed Security	1,750,000	2/22/2027
Payden	14318WAB3	CARMX 2024-A2A CAR	Asset-Backed Security	1,838,670	3/15/2027
Payden	39154GAB2	GALC 2024-2 A2 EQP 144A	Asset-Backed Security	2,000,000	3/15/2027
Payden	505920AB4	LADAR 2024-2A A2 CAR 144A	Asset-Backed Security	7,300,000	3/15/2027
Payden	379931AB4	GMCAR 2024-2 A2A CAR	Asset-Backed Security	8,500,000	3/16/2027
Payden	14318MAD1	CARMX 2022-3 A3 CAR	Asset-Backed Security	10,198,738	4/15/2027
Payden	448973AB3	HART 20024-A A2A CAR	Asset-Backed Security	3,668,422	4/15/2027
Payden	29375QAB4	EFF 2024-3 A2 FLEET 144A	Asset-Backed Security	5,900,000	4/20/2027
Payden	16144BAB4	CHAOT 2024-1A A2 CAR 144A	Asset-Backed Security	2,111,055	4/26/2027
Payden	14319EAC0	CARMX 2024-2 A2A CAR	Asset-Backed Security	4,200,000	5/17/2027
Payden	78435VAB8	SFAST 2024-1A A2 CAR 144A	Asset-Backed Security	2,060,100	6/21/2027
Payden	02007NAB4	ALLYA 2024-2 A2 CAR	Asset-Backed Security	3,700,000	7/15/2027

LA Care Securities Holdings
as of September 30, 2024

Porfolio	CUSIP/Identifier	Security	Type	Par	Maturity date
Payden	14688NAB5	CRVNA 2024-P1 A2 CAR 144A	Asset-Backed Security	3,247,080	8/10/2027
Payden	23346MAB2	DLLAD 2024-1A A2 EQP 144A	Asset-Backed Security	5,900,000	8/20/2027
Payden	55318CAB0	MMAF 2024-A A2 EQP 144A	Asset-Backed Security	2,367,261	9/13/2027
Payden	14318DAC3	CARMX 2023-1 A3 CAR	Asset-Backed Security	6,600,000	10/15/2027
Payden	98163TAD5	WOART 2022-C A3 CAR	Asset-Backed Security	9,410,458	10/15/2027
Payden	17305EGX7	CCCIT 2023-A2 A2 CARD	Asset-Backed Security	5,000,000	12/8/2027
Payden	69335PFL4	PFSFC 2024-E A INS 144A	Asset-Backed Security	13,114,000	7/15/2028
Payden	92348KCM3	VZMT 2024-1 A1B PHONE	Asset-Backed Security	1,900,000	12/20/2028
Payden	29375CAB5	EFF 2023-1 A2 FLEET 144A	Asset-Backed Security	7,802,236	1/22/2029
Payden	92348KAZ6	VZMT 2022-6 A PHONE	Asset-Backed Security	10,000,000	1/22/2029
Payden	361886DB7	GFORT 2024-1A A2 FLOORPLAN 144A	Asset-Backed Security	1,400,000	3/15/2029
Payden	34528QJB1	FORDF 2024-1 A2 FLOORPLAN 144A	Asset-Backed Security	10,000,000	4/15/2029
Payden	50117XAE2	KUBOTA 2021-2A A3 EQP 144A	Asset-Backed Security	170,828	11/17/2025
Payden	14314QAC8	CARMX 2021-2 A3 AUTO	Asset-Backed Security	60,538	2/17/2026
Payden	380149AC8	GMCAR 2021-2 A3 CAR	Asset-Backed Security	18,914	4/16/2026
Payden	14317DAC4	CARMX 2021-3 A3 CAR	Asset-Backed Security	229,260	6/15/2026
Payden	379929AD4	GMALT 2023-3 A3 LEASE	Asset-Backed Security	300,000	11/20/2026
Payden	05611UAD5	BMWLT 2024-1 A3 LEASE	Asset-Backed Security	700,000	3/25/2027
Payden	17305EGW9	CCCIT 2023-A1 A1 CARD	Asset-Backed Security	450,000	12/8/2027
Payden	500945AC4	KCOT 2023-2A A3 EQP 144A	Asset-Backed Security	500,000	1/18/2028
Payden	58770JAD6	MBALT 2024-A A3 LEASE	Asset-Backed Security	700,000	1/18/2028
Payden	43815QAC1	HAROT 2023-3 A3 CAR	Asset-Backed Security	250,000	2/18/2028
Payden	477920AC6	JDOT 2023-B A3 EQP	Asset-Backed Security	750,000	3/15/2028
Payden	98163QAE9	WOART 2022-B A3 CAR	Asset-Backed Security	500,000	3/15/2028
Payden	14319BAC6	CARMX 2023-3 A3 CAR	Asset-Backed Security	800,000	5/15/2028
Payden	344930AD4	FORDO 2023-B A3 CAR	Asset-Backed Security	600,000	5/15/2028
Payden	34528QHV9	FORDF 2023-1 A1 FLOOR 144A	Asset-Backed Security	900,000	5/15/2028
Payden	06054YAC1	BAAT 2023-2A A3 CAR 144A	Asset-Backed Security	700,000	6/15/2028
Payden	14044EAD0	COPAR 2023-2 A3 CAR	Asset-Backed Security	700,000	6/15/2028
Payden	361886CR3	GFORT 2023-1 A1 FLOOR 144A	Asset-Backed Security	900,000	6/15/2028
Payden	14318XAC9	CARMX 2023-4 A3 CAR	Asset-Backed Security	800,000	7/17/2028
Payden	89239FAD4	TAOT 2023-D A3 CAR	Asset-Backed Security	400,000	8/15/2028
Payden	29375QAC2	EFF 2024-3 A3 FLEET 144A	Asset-Backed Security	500,000	8/21/2028
Payden	63938PBU2	NAVMT 2023-1 A FLOOR 144A	Asset-Backed Security	200,000	8/25/2028
Payden	344940AD3	FORDO 2023-C A3 CAR	Asset-Backed Security	500,000	9/15/2028
Payden	14318WAD9	CARMX 2024-A3 CAR	Asset-Backed Security	600,000	10/16/2028
Payden	44918CAD4	HART 2023-C A3 CAR	Asset-Backed Security	300,000	10/16/2028
Payden	05522RDH8	BACCT 2023-A2 A2 CARD	Asset-Backed Security	500,000	11/15/2028
Payden	09709AAC6	BAAT 2024-1A A3 CAR 144A	Asset-Backed Security	1,000,000	11/15/2028
Payden	47800RAD5	JDOT 2024-A A3 EQP	Asset-Backed Security	700,000	11/15/2028
Payden	36268GAD7	GMCAR 2024-1 A3 CAR	Asset-Backed Security	400,000	12/18/2028

LA Care Securities Holdings
as of September 30, 2024

Portfolio	CUSIP/Identifier	Security	Type	Par	Maturity date
Payden	65479VAB2	NMOTR 2024-B A FLOORPLAN 144A	Asset-Backed Security	600,000	2/15/2029
Payden	47786WAD2	JDOT 2024-B A3 EQP	Asset-Backed Security	700,000	3/15/2029
Payden	34528QJA3	FORDF 2024-1 A1 FLOORPLAN 144A	Asset-Backed Security	900,000	4/15/2029
Payden	63938PBW8	NAVMT 2024-1 A FLOOR 144A	Asset-Backed Security	400,000	4/25/2029
Payden	14319GAD3	CARMX 2024-3 A3 CAR	Asset-Backed Security	700,000	7/16/2029

California State Treasurer *Fiona Ma, CPA*



Local Agency Investment Fund
P.O. Box 942809
Sacramento, CA 94209-0001
(916) 653-3001

October 01, 2024

[LAIF Home](#)
[PMIA Average Monthly Yields](#)

LOCAL INITIATIVE HEALTH AUTHORITY
FOR LOS ANGELES COUNTY
SR MGR, ACCOUNTING (TREASURY)
1200 W. 7TH STREET
LOS ANGELES, CA 90017

[Tran Type Definitions](#)

//

September 2024 Statement

Account Summary

Total Deposit:	0.00	Beginning Balance:	5,630,312.65
Total Withdrawal:	0.00	Ending Balance:	5,630,312.65



ELIZABETH BUENROSTRO GINSBERG
TREASURER AND TAX COLLECTOR

COUNTY OF LOS ANGELES TREASURER AND TAX COLLECTOR

Kenneth Hahn Hall of Administration
500 West Temple Street, Room 462
Los Angeles, California 90012
Telephone: (213) 584-1571 Fax: (213) 626-1701
ttc.lacounty.gov and propertytax.lacounty.gov

Board of Supervisors

HILDA L. SOLIS
First District

HOLLY J. MITCHELL
Second District

LINDSEY P. HORVATH
Third District

JANICE HAHN
Fourth District

KATHRYN BARGER
Fifth District

October 8, 2024

L.A. Care Health Plan
1055 West 7th Street
Los Angeles, California 90014

MONTHLY eCAPS REPORT

Attached please find for your review and reference, the Balance Sheet Detail Activity by Fund report from eCAPS for the month ended September 30, 2024.

Should you have any questions, you may contact Marivic Liwag, Assistant Operations Chief, of my staff at (213) 584-1252 or mliwag@ttc.lacounty.gov.

Very truly yours,

ELIZABETH BUENROSTRO GINSBERG
Treasurer and Tax Collector



Jennifer Koai
Operations Chief

JK:ML:mn

Attachments



Balance Sheet Detail Activity By Fund

September 1, 2024 - September 30, 2024

Fiscal Year: 2025

Fiscal Period: 3

Fund Class: TT15 TTC-ICG LAPIF

Balance Sheet Category	Balance Sheet Class	Balance Sheet Account	Record Date	Document	Description	Beginning Balance	Debits	Credits	Ending Balance
Asset									
					1A Pooled Cash & Investments				
					100 Cash				
					1000 Cash				
						10,753,687.14	0.00	0.00	10,753,687.14
			09/01/2024	JVA AC IA082400030 10	INTEREST ALLOCATION FOR THE MONTH ENDING August 31, 2024	0.00	56,082.26	0.00	10,809,769.40
					Total for 1000 Cash	\$10,753,687.14	\$56,082.26	\$0.00	\$10,809,769.40
					Total for 100 Cash	\$10,753,687.14	\$56,082.26	\$0.00	\$10,809,769.40
					Total for 1A Pooled Cash & Investments	\$10,753,687.14	\$56,082.26	\$0.00	\$10,809,769.40
					Total for Asset	\$10,753,687.14	\$56,082.26	\$0.00	\$10,809,769.40
					Total for Los Angeles Care Health Plan	\$10,753,687.14	\$56,082.26	\$0.00	\$10,809,769.40
					Total for TT15 TTC-ICG Los Angeles County Pool Investment Fund	\$10,753,687.14	\$56,082.26	\$0.00	\$10,809,769.40

LOCAL INITIATIVE HEALTH AUTHORITY
 FOR LOS ANGELES COUNTY
 1200 W 7TH ST
 LOS ANGELES CA 90017-2349

<u>DATE</u>	<u>INVESTMENT/ REDEMPTION</u>	<u>INVESTMENT BALANCE</u>	<u>FUND RATE</u>	<u>ACCOUNT FEE</u>	<u>NET DIV RATE</u>	<u>DIVIDEND ACCRUED</u>	<u>TICKER SYMBOL</u>
9/30/24		125,000,000.00	4.8477%	1.0000%	3.8477%	13,177.13	TSTXX
MTD TOTAL DIVIDENDS ACCRUED		360,785.03	AVG. DAILY DIVIDEND RATE			4.0231	
MTD TOTAL DIVIDENDS PAID		384,251.04	AVG. DAILY INVESTMENT BAL.			109,222,396.54	
YTD TOTAL DIVIDENDS PAID		2,736,787.17	TARGET BALANCE			.00	
ACCRUED DIVIDENDS OF	360,785.03	WILL BE CREDITED TO DDA ACCOUNT				ON 10/01/24.	

TICKER SYMBOL TSTXX IS BLACKROCK LIQUIDITY FUNDS - T-FUND - INSTITUTIONAL SHARE CLASS



L.A. Care Health Plan Quarterly Investment Compliance Report July 1, 2024 through September 30, 2024

OVERVIEW

The California Government Code requires the L.A. Care Treasurer to submit a quarterly report detailing its investment activity for the period. This investment report covers the three-month period from July 1, 2024 through September 30, 2024.

PORTFOLIO SUMMARY

As of September 30, 2024, the market values of the portfolios managed by Payden & Rygel and New England Asset Management are as follows:

<u>Portfolios</u>	<u>Payden & Rygel</u>
<i>Cash Portfolio #2365</i>	<i>\$2,971,900,395.08</i>
<i>Low Duration Portfolio #2367</i>	<i>\$97,375,559.89</i>
Total Combined Portfolio	<u>\$3,069,275,957.97</u>

<u>Portfolios</u>	<u>NEAM</u>
<i>Government and Corporate Debt</i>	<u>\$356,266,088.03</u>

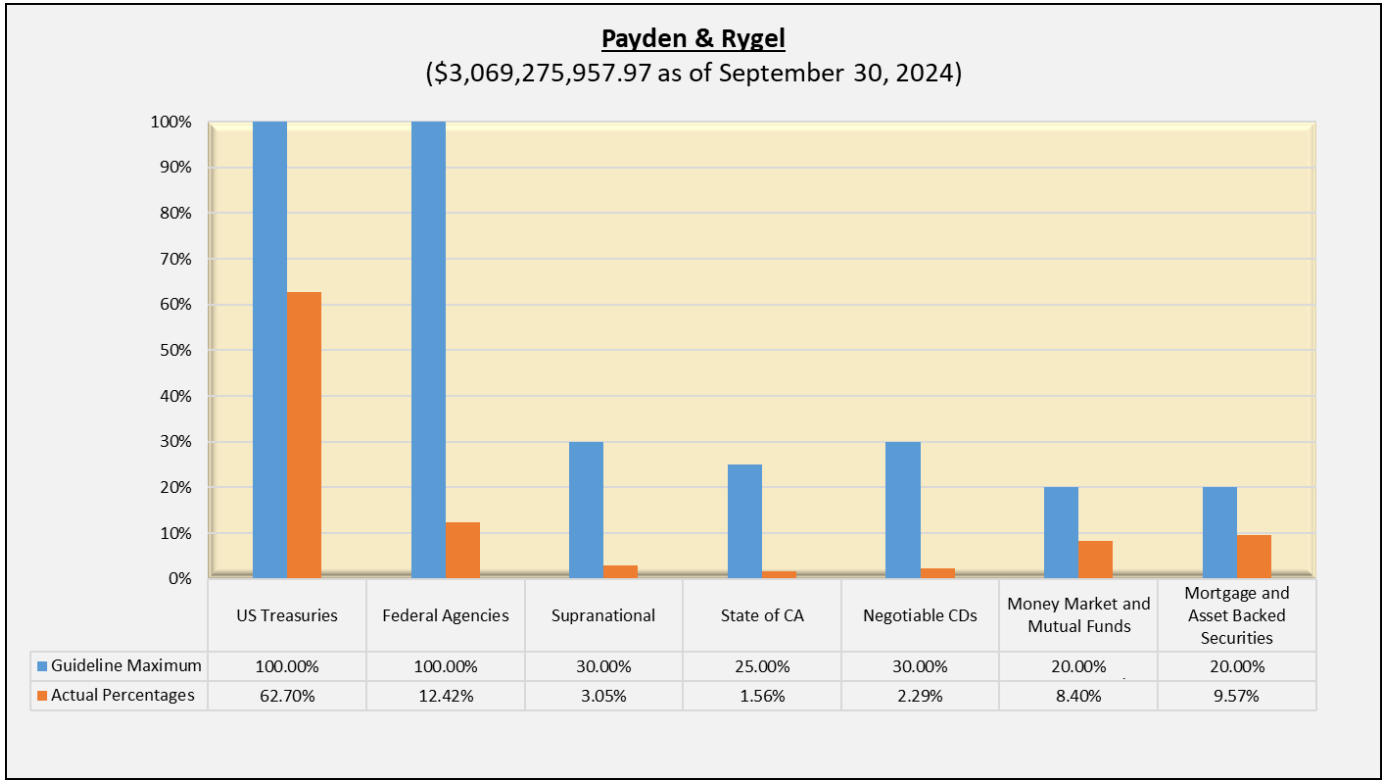
COMPLIANCE WITH ANNUAL INVESTMENT POLICY

Based on an independent compliance review of the Payden & Rygel and NEAM portfolios performed by Wilshire (using 3rd party data), L.A. Care is in compliance with the investment guidelines pursuant to the California Government Code and California Insurance Code. The Payden & Rygel and NEAM investment reports for L.A. Care are available upon request.

L.A. Care has invested funds in California's Local Agency Investment Fund (LAIF) and the Los Angeles County Treasurer's Pooled Investment Fund (LACPIF). In a LAIF statement dated October 1, 2024, the September 30, 2024 balance is reported as \$5,630,312.65 with accrued interest of \$43,743. In the LACPIF statement dated October 8, 2024, the September 30, 2024 balance is reported as \$10,809,769.40. The LACPIF account balance does not reflect accrued interest.

Payden & Rygel Compliance Verification

California Government Code Compliance Verification Detail as of September 30, 2024



	Maximum Permitted Maturity		Actual Maximum Maturity		Compliance
	#2365	#2367	#2365	#2367	
	Enhanced Cash	Low Duration	Enhanced Cash	Low Duration	
US Treasuries	5 Years	5 Years	1.58 Years	4.92 Years	YES
Federal Agencies	5 Years	5 Years	1.79 Years	1.37 Years	YES
Supranational	5 Years	5 Years	4.38 Years	NA	YES
State of CA	5 Years	5 Years	0.08 Years	2.79 Years	YES
Negotiable CDs	270 Days	270 Days	241 days	-	YES
Money Market and Mutual Funds	NA	NA	1 Day	1 Day	YES
Mortgage and Asset Backed Securities	5 Years	5 Years	4.54 Years	4.79 Years	YES

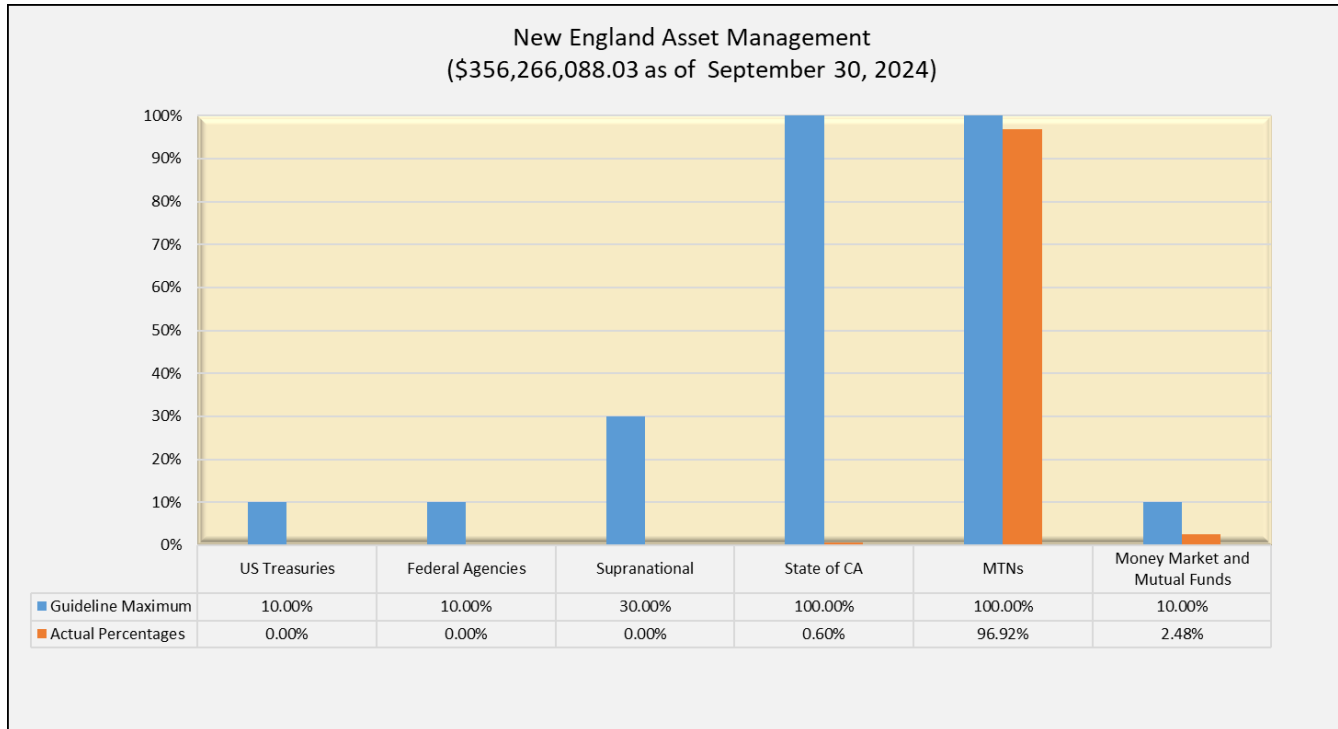
Payden & Rygel Compliance Verification

Combined #2365 and #2367 Portfolios as of September 30, 2024

	Govt. Code	Insur. Code Sections
	Section 53601	1170-1182 1191-1202
US Treasuries	<i>YES (1)(2)(3)</i>	<i>YES (4)(5)</i>
Federal Agencies	<i>YES (1)(2)(3)</i>	<i>YES (4)(5)</i>
Supranational	<i>YES (1)(2)(3)</i>	<i>YES (4)(5)</i>
State of CA	<i>YES (1)(2)(3)</i>	<i>YES (4)(5)</i>
Negotiable CDs	<i>YES (1)(2)(3)</i>	<i>YES (4)(5)</i>
Money Market and Mutual Funds	<i>YES (1)(2)(3)</i>	<i>YES (4)(5)</i>
Mortgage and Asset Backed Securities	<i>YES (1)(2)(3)</i>	<i>YES (4)(5)</i>

- (1) Approved security
- (2) Meets minimum rating (A3/A-)
- (3) Meets diversification maximums (max market value of issue: 5%)
- (4) NAIC High Grade Obligations
- (5) Authorized by Insurance Code Sections 1174 and 1194.5
- (6) Authorized by Insurance Code Section 1196.1

New England Asset Management Compliance Verification
California Government Code Compliance Verification Detail as of September 30, 2024



	Maximum Permitted	Actual Maximum Maturity	Compliance
	NEAM	NEAM	
US Treasuries	5 Years	-	YES
Federal Agencies	5 Years	-	YES
Supranational	5 Years	-	YES
State of CA	5 Years	2.00 Years	YES
MTNs	5 Years	4.93 Years	YES
Money Market and Mutual Funds	NA	1 Day	YES

New England Asset Management Compliance Verification

As of September 30, 2024

	Govt. Code Section 53601	Insur. Code Sections 1170-1182 1191-1202
US Treasuries	<i>YES (1)(2)(3)</i>	<i>YES (4)(5)</i>
Federal Agencies	<i>YES (1)(2)(3)</i>	<i>YES (4)(5)</i>
Supranational	<i>YES (1)(2)(3)</i>	<i>YES (4)(5)</i>
State of CA	<i>YES (1)(2)(3)</i>	<i>YES (4)(5)</i>
MTNs	<i>YES (1)(2)(3)</i>	<i>YES (4)(5)</i>
Money Market and Mutual Funds	<i>YES (1)(2)(3)</i>	<i>YES (4)(5)</i>

- (1) Approved security
- (2) Meets minimum rating (A3/A-)
- (3) Meets diversification maximums (max market value of issue: 5%)
- (4) NAIC High Grade Obligations
- (5) Authorized by Insurance Code Sections 1174 and 1194.5
- (6) Authorized by Insurance Code Section 1196.1

Based on an independent review of Payden & Rygel’s and New England Asset Management’s month-end portfolios performed by Wilshire, L.A. Care’s portfolios are compliant with its Annual Investment Guidelines, the California Government Code, and the Insurance Code sections noted above. In addition, based on the review of the latest LAIF and LACPIF reports and their respective investment guidelines, the LAIF and LACPIF investments comply with the Annual Investment Policy, the California Government Code, and the California Insurance Code.

MARKET COMMENTARY

Economic Highlights

- **GDP:** Real GDP growth accelerated during the second quarter, equaling 3.0%. Consumer spending was solid, contributing 1.9% to growth, while private spending jumped, contributing 1.5%. Imports continued their strong growth during the quarter and net exports/imports detracted nearly -1%. The Atlanta Federal Reserve's GDPNow forecast for the third quarter of 2024 currently stands at 3.1%.
Source: Bureau of Economic Analysis.
- **Interest Rates:** The Treasury curve was down during the third quarter across the maturity spectrum. The 10-year Treasury closed at 3.78%, down -62 basis points. The 10-year real yield (i.e., net of inflation) fell -51 basis points to 1.60%. The Federal Open Market Committee (FOMC) dropped their overnight rate by -50 basis points, the first decrease since the rate began to move higher in early 2022. The committee's current median outlook is for a rate of 4.375% by the end of 2024.
Source: U.S. Treasury
- **Inflation:** Consumer price changes have slowed recently as the Consumer Price Index rose 0.3% for the three months ending August. For the one-year period, the CPI was up 2.6%. The 10-year breakeven inflation rate was down at 2.19% in September versus 2.29% in June.
Source: Dept. of Labor (BLS), U.S. Treasury
- **Employment:** Jobs growth has weakened, with an average of 116,000 jobs/month added during the three months ending in August. The unemployment rate ticked higher at 4.2%, up from 4.0% in May. Wage growth has moderated recently, equaling 0.4% in August.
Source: Dept. of Labor (BLS)

U.S. Fixed Income Markets

- The U.S. Treasury yield curve was down across the maturity spectrum during the quarter, generally in the range of -50 to -100 basis points. The 10-year Treasury yield ended the quarter at 3.78%, down -62 basis points from June. Credit spreads were down modestly during the quarter with high yield bond spreads down -14 basis points, to end the quarter below 3%. The Federal Open Market Committee (FOMC) met twice during the quarter, as scheduled, and decreased their overnight rate by -0.50% in September, targeting a range of 4.75% to 5.00%. The Fed's "dot plot" is messaging that the current expectation is for additional decreases in rates in 2024, by another -0.50% as signaled following the September meeting. Defending the larger rate cut, Fed Chair Jerome Powell said the decision, "reflects our growing confidence that, with an appropriate recalibration of our policy stance, strength in the labor market can be maintained" while the economy continues to expand and inflation moves towards the Fed's target.

QUARTERLY PORTFOLIO REVIEW

Payden & Rygel

[3RD QUARTER 2024]

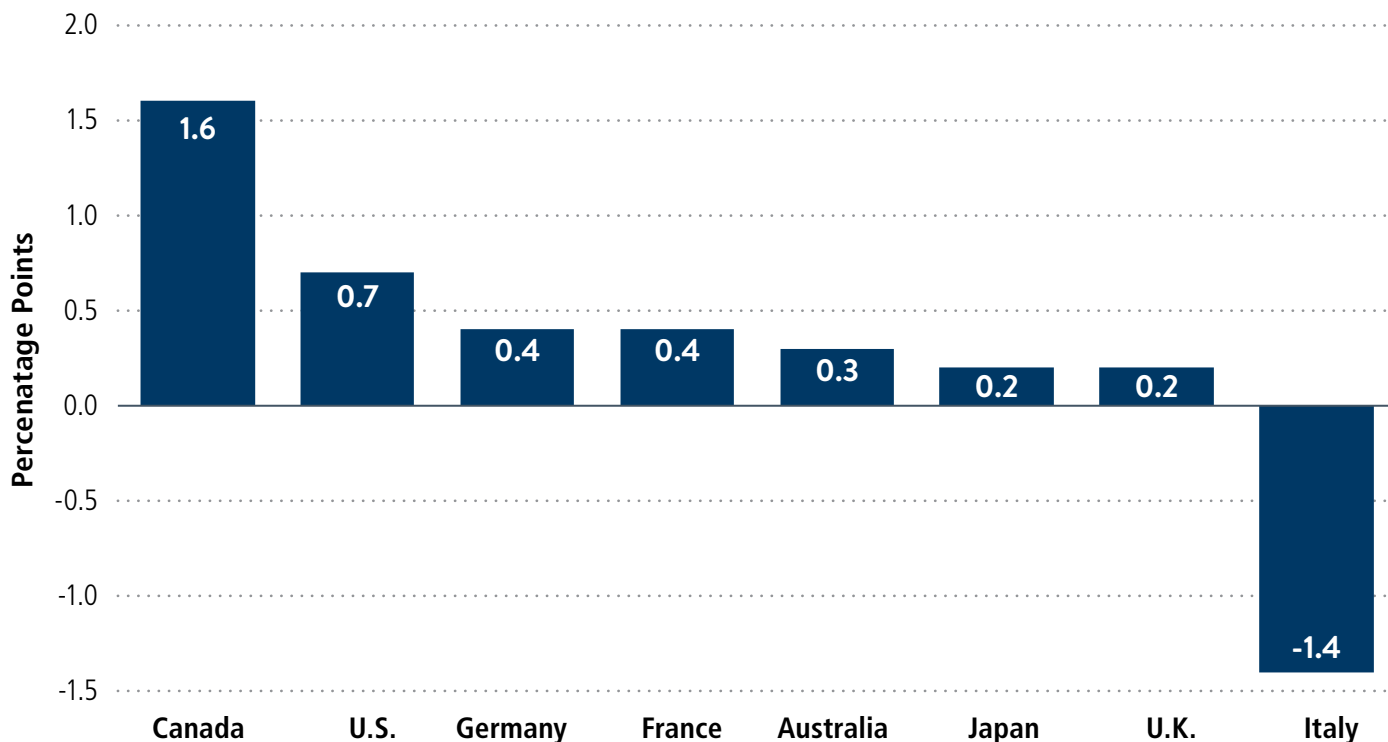
PAYDEN.COM
LOS ANGELES | BOSTON | LONDON | MILAN

MARKET MEMO | FROM THE DESK OF JOAN PAYDEN

- › In the third quarter of 2024, the U.S. labor market weakened while **inflation made solid progress toward the Fed's target.**
- › Nonfarm payroll jobs growth deteriorated materially, with the three-month average pace slowing from 249,000 per month in May to 116,000 per month in August. Consequently, unemployment increased from 4% in May to 4.2% in August.
- › Despite the slowdown in hiring, **we do not believe it portends an imminent recession**, as the unemployment rate increase could be driven by greater labor force participation.
- › The core Personal Consumption Expenditures (PCE) Price Index increased at an average monthly rate of 0.17% in the third quarter. If the current monthly trend continues, **the year-over-year inflation rate could decelerate to 2% by early 2025.**
- › Globally, central banks have begun easing. **The ECB, BoC, Fed, and BoE all reduced rates during the quarter, shifting their focus away from inflation and towards supporting labor markets and growth.** Conversely, the RBA and BoJ remain focused on combating inflation, with the RBA holding rates steady and the BoJ hiking rates.

WEAKENING LABOR MARKETS JUSTIFY RATE CUTS GLOBALLY

CHANGE IN THE UNEMPLOYMENT RATE* FOR MAJOR ECONOMIES SINCE DECEMBER 2022**



Source: National Statistics Agencies

* As of July 2024 for Japan, UK, Italy, France and August 2024 for Canada, U.S., Australia

** Respective central banks' preferred unemployment measure

L.A. CARE HEALTH PLAN COMBINED PORTFOLIO

Portfolio Review and Market Update – 3rd Quarter 2024

PORTFOLIO CHARACTERISTICS (As of 09/30/2024)

Market Value	\$3,069,275,955
Avg Credit Quality	AA+
Avg Duration (yrs)	0.21
Avg Yield to Maturity	4.74%

SECTOR ALLOCATION

Sector	Market Value	% of Port
Cash	\$61,454,526	2.00%
Money Market	\$267,121,700	8.70%
Treasury	\$1,924,977,079	62.72%
Agency	\$381,215,265	12.42%
Government Related	\$94,133,784	3.07%
Corporate Credit	-	0.00%
ABS/MBS	\$292,325,560	9.52%
Municipal	\$48,048,041	1.57%
Total	\$3,069,275,955	100.0%

MATURITY DISTRIBUTION

Term	Market Value	% of Port
<90 day	\$2,575,999,180	83.9%
90 days - 1 Year	\$371,799,183	12.1%
1 - 2 Years	\$53,397,907	1.7%
2 - 5 years	\$68,079,686	2.2%
Total	\$3,069,275,955	100%

PORTFOLIO RETURNS

Periods over one year annualized

Periods ended 09/30/2024	3rd Quarter	2024 YTD	Trailing 1 Year	Trailing 3 Year
Performance				
LA Care - Short-Term Portfolio (gross of fees)	1.41	4.18	5.62	3.53
ICE BoA 91 Day Treasury Index	1.37	4.03	5.46	3.49
LA Care - Extended-Term Portfolio (gross of fees)	3.40	4.36	7.74	1.25
Bloomberg US Govt 1-5 Yr Bond Index	3.41	4.16	7.49	0.67
LA Care - Combined Portfolio (gross of fees)	1.46	4.18	5.69	3.37



L.A. CARE HEALTH PLAN SHORT TERM PORTFOLIO

Portfolio Review and Market Update – 3rd Quarter 2024

PORTFOLIO CHARACTERISTICS (As of 09/30/2024)

Market Value	\$2,971,900,395
Avg Credit Quality	AA+
Avg Duration (yrs)	0.13
Avg Yield to Maturity	4.77%

SECTOR ALLOCATION

Sector	Market Value	% of Port
Cash	\$60,275,387	2.03%
Money Market	\$267,121,700	8.99%
Treasury	\$1,858,570,493	62.54%
Agency	\$377,655,933	12.71%
Government Related	\$94,133,784	3.17%
Corporate Credit	-	0.00%
ABS/MBS	\$273,544,882	9.20%
Municipal	\$40,598,216	1.37%
Total	\$2,971,900,395	100.0%

MATURITY DISTRIBUTION

Term	Market Value	% of Port
<90 day	\$2,573,767,539	86.6%
90 days - 1 Year	\$363,588,124	12.2%
1 - 2 Years	\$34,544,733	1.2%
2 - 5 years	-	0.0%
Total	\$2,971,900,395	100.0%

PORTFOLIO RETURNS

Periods over one year annualized

Periods ended 09/30/2024

Performance

	3rd Quarter	2024 YTD	Trailing 1 Year	Trailing 3 Year
L.A. Care - Short-Term Portfolio (gross of fees)	1.41	4.18	5.62	3.53
ICE BofA 91 Day Treasury Index	1.37	4.03	5.46	3.49



L.A. CARE HEALTH PLAN EXTENDED TERM PORTFOLIO

Portfolio Review and Market Update – 3rd Quarter 2024

PORTFOLIO CHARACTERISTICS (As of 09/30/2024)

Market Value	\$97,375,560
Avg Credit Quality	AA+
Avg Duration (yrs)	2.65
Avg Yield to Maturity	3.83%

SECTOR ALLOCATION

Sector	Market Value	% of Port
Cash	\$1,179,140	1.21%
Money Market	-	0.00%
Treasury	\$66,406,586	68.20%
Agency	\$3,559,331	3.66%
Government Related	-	0.00%
Corporate Credit	-	0.00%
ABS/MBS	\$18,780,678	19.29%
Municipal	\$7,449,825	7.65%
Total	\$97,375,560	100.0%

MATURITY DISTRIBUTION

Term	Market Value	% of Port
<90 day	\$2,231,641	2.3%
90 days - 1 Year	\$8,211,059	8.4%
1 - 2 Years	\$18,853,174	19.4%
2 - 5 years	\$68,079,686	69.9%
Total	\$97,375,560	100%

PORTFOLIO RETURNS

Periods over one year annualized

Periods ended 09/30/2024

Performance

	3rd Quarter	2024 YTD	Trailing 1 Year	Trailing 3 Year
LA Care - Extended-Term Portfolio (gross of fees)	3.40	4.36	7.74	1.25
Bloomberg US Govt 1-5 Yr Bond Index	3.41	4.16	7.49	0.67



SECTOR OUTLOOKS:

THOUGHTS FROM OUR STRATEGISTS

Federal Reserve officials slashed the policy rate by 50 basis points at the September meeting and set the stage for further easing through the end of 2025. Softer labor market data and moderating inflation spurred the larger-than-expected cut, but we believe this first step towards a neutral policy stance reflects a “soft landing” rather than a more dire economic scenario. And for investors? Easier financial conditions should provide a positive backdrop for equities, credit, and economic growth.

Investment Grade Corporates:

ATTRACTIVE INCOME GENERATION

- » All-in yields for investment grade corporate bonds are near 4.7% and continue to offer investors compelling risk-adjusted valuations.
- » Recently, greater dispersion across winners and losers in credit performance has appeared. We are most constructive on technology, consumer non-cyclicals, and communications.
- » Attractive income and incremental price appreciation from further rate cuts portend solid return potential for investment grade corporates in the medium term.

High Yield and Loans:

FOCUS ON EARNINGS GROWTH AND DISCIPLINED MANAGEMENT TEAMS

- » Strong earnings have kept leverage at manageable levels.
- » We favor financials and energy companies with management teams committed to paying down debt and generating robust free cash flow.
- » After outperforming high yield cash bonds for much of 2024, bank loans lagged as front-end rates declined. We maintain a keen focus on security selection.

Emerging Markets:

STEADY ECONOMIC GROWTH AND NORMALIZING INFLATION PROVIDING CONSTRUCTIVE BACKDROP

- » Private sector resilience has underpinned solid economic growth in many EM countries. With inflation coming under control, EM central banks should have room to continue cutting rates.
- » We favor countries benefiting from secular tailwinds such as diversification of supply chains, demand for commodities, and positive demographic profiles.
- » We maintain a keen eye on the potential for market volatility due to geopolitical or election risks, possible renewed inflationary pressures, or downside global growth outcomes.

Securitized Sectors:

RESILIENT CONSUMER SUPPORTING SECURITIZED CREDIT

- » Pricing along consumer credit capital structures presents attractive value relative to short duration corporate alternatives.
- » Data infrastructure opportunities within commercial ABS remain in focus given the positive fundamental backdrop that appears grounded in the medium term.
- » Agency MBS spreads offer attractive valuations, and we anticipate improved technicals amid a pivot to easier monetary policy. Investor sentiment has improved within the CMBS market, but vigilance is warranted given differing fundamental pictures among various property types.

Equities:

STEADY CORPORATE EARNINGS AND LOWER RATES SUPPORTING EQUITY PRICES

- » Corporate earnings have remained largely stable. With the Fed beginning a monetary easing cycle, equity valuations may be further supported by falling US yields.
- » In a backdrop of moderating economic growth, we favor reasonably priced, high-quality risk assets from companies with sustainable cash flow profiles.
- » As geopolitics may spark market volatility in the coming months, we favor stocks with robust and growing dividends providing portfolio ballast.



**OVER 40 YEARS OF INSPIRING
CONFIDENCE WITH AN
UNWAVERING COMMITMENT TO
OUR CLIENTS' NEEDS.**

LOS ANGELES | BOSTON | LONDON | MILAN

PAYDEN.COM

OUR STRATEGIES

Multi-Sector

Short Maturity Bonds

U.S. Core Bond

Absolute Return Fixed Income

Strategic Income

Global Fixed Income

Liability Driven Investing

Sector-Specific

Emerging Markets Debt

Government/Sovereign

High Yield Bonds & Loans

Inflation-Linked/TIPS

Investment Grade Corporate Bonds

Municipal Bonds (U.S.)

Securitized Bonds

Income-Focused Equities

Equity Income

Payden & Rygel

LOS ANGELES

333 South Grand Avenue
Los Angeles, California 90071
213 625-1900

BOSTON

265 Franklin Street
Boston, Massachusetts 02110
617 807-1990

LONDON

1 Bartholmew Lane
London EC2N 2AX UK
+44 (0) 20-7621-3000

MILAN

Corso Matteotti, 1
20121 Milan, Italy
+39 02 76067111

This material reflects the firm's current opinion and is subject to change without notice. Sources for the material contained herein are deemed reliable but cannot be guaranteed. This material is for illustrative purposes only and does not constitute investment advice or an offer to sell or buy any security. Past performance is no guarantee of future results.



L.A. Care Health Plan

NEAM's L.A. Care Board Report



Data as of September 30, 2024

Table of Contents



1. Portfolio Summary	1
2. Activity Report	4
3. Performance Report	6
4. Appendix	9
- Risk Reports	10
5. Disclaimers	12

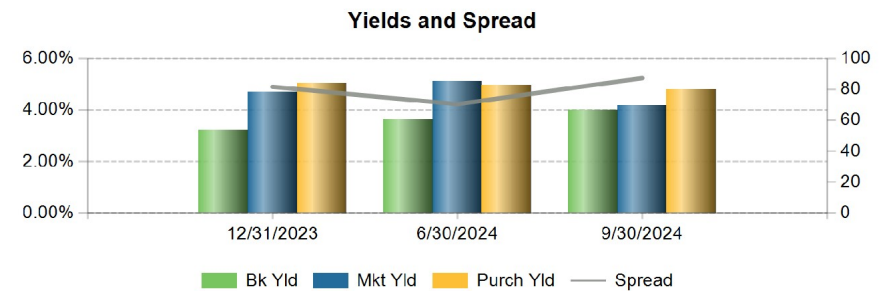
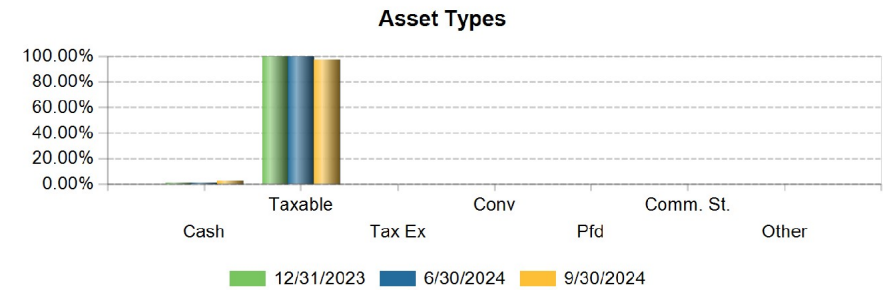
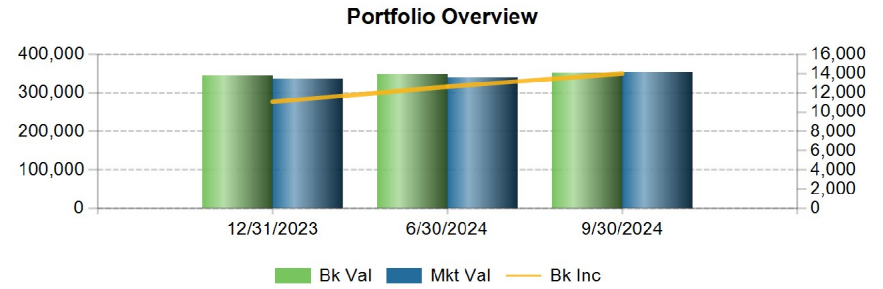


Portfolio Summary

L.A. Care Health Plan - Comparative Overview



	12/31/2023	6/30/2024	9/30/2024	Change since 6/30/2024		
Portfolio Overview (000's Omitted)						
Book Value	344,090	348,354	351,248	2,894		
Market Value	336,739	340,293	353,329	13,036		
Total Unrealized Gain/Loss	(7,351)	(8,061)	2,080	10,142		
Net Gains	2,793	875	5,990	5,115		
Net Losses	(10,144)	(8,936)	(3,910)	5,026		
Realized Gain / Loss	(1,887)	(1,127)	(948)			
Annualized Book Income	11,064	12,635	14,003	1,368		
After Tax Book Income	8,741	9,982	11,062	1,081		
Asset Types						
Cash / Cash Equivalents	0.2%	0.2%	2.5%	2.3%		
Taxable Fixed Income	99.8%	99.8%	97.5%	(2.3%)		
Portfolio Yields						
Book Yield (Before Tax)	3.22%	3.63%	3.99%	0.36%		
Book Yield (After Tax)	2.54%	2.87%	3.15%	0.28%		
Market Yield	4.69%	5.13%	4.18%	(0.95%)		
Fixed Income Analytics						
Average OAD	2.64	2.64	2.65	0.01		
Average Life	2.98	3.03	3.05	0.02		
Average OAC	8.54	8.68	8.14	(0.54)		
Average Quality	A+	A+	A+			
144A %	12.32%	15.23%	15.66%	0.43%		
Average Purchase Yield	5.04%	4.96%	4.79%	(0.18%)		
Average Spread Over Tsy	82	70	87	17		
5 Year US Govt On The Run	3.83%	4.33%	3.56%	(0.77%)		
	<u>12/31/22</u>	<u>12/31/23</u>	<u>03/31/24</u>	<u>06/30/24</u>	<u>09/30/24</u>	Change since 6/30/24
MV Excl. Acc. Int. In	319,103,446	336,739,229	337,585,221	340,292,857	353,328,506	13,035,649
Acc. Int. Inc.	2,456,342	2,950,338	2,878,748	3,429,104	2,937,582	(491,523)
MV Inc. Acc. Int. Inc.	321,559,788	339,689,567	340,463,969	343,721,962	356,266,088	12,544,126



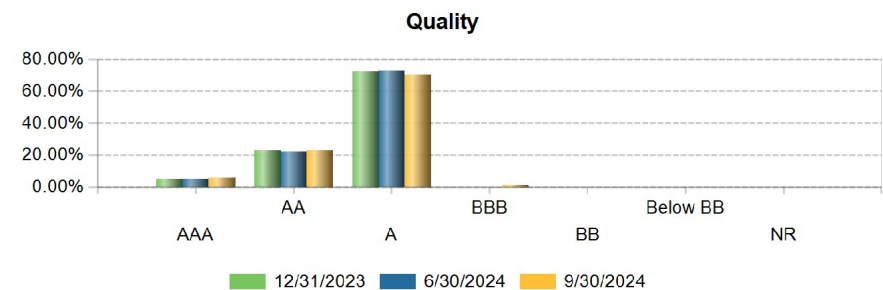
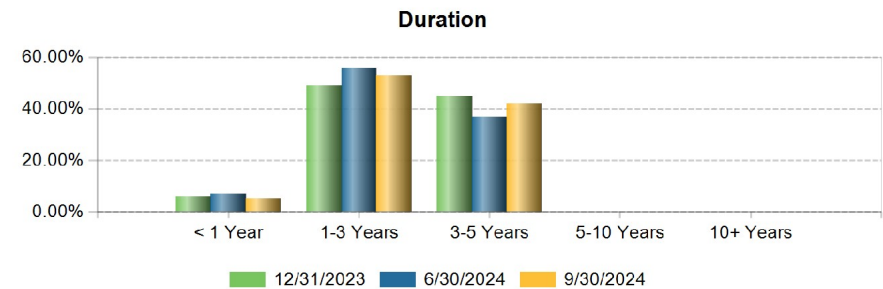
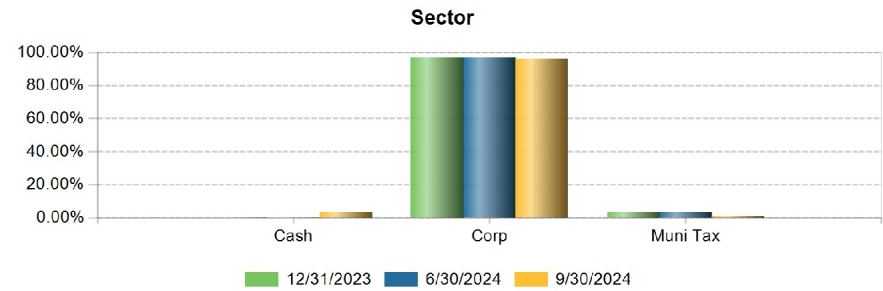
QuickTest Portfolio Summary

L.A. Care Health Plan - Fixed Income Summary



	12/31/2023	6/30/2024	9/30/2024	Change since 6/30/2024
Sector				
Cash & Cash Equivalents	< 1%	< 1%	3%	3%
Corporates	97%	97%	96%	(1%)
Municipals - Taxable	3%	3%	1%	(2%)
Fixed Income	100%	100%	100%	
Duration				
< 1 Year	6%	7%	5%	(2%)
1-3 Years	49%	56%	53%	(3%)
3-5 Years	45%	37%	42%	5%
Average Duration	2.64	2.64	2.65	0.01
Quality				
AAA	5%	5%	6%	1%
AA	23%	22%	23%	1%
A	72%	73%	70%	(3%)
BBB	-	-	1%	1%
Average Quality	A+	A+	A+	

Average Portfolio Rating at 9/30/24					
	Moody	S&P	Fitch	Lowest	Highest
Average Rating	A1	A	A+	A	A+



QuickTest Portfolio Summary



Activity Report

L.A. Care Health Plan - Transaction Summary



(000's Omitted)

Purchases	Market Value	%	Spread (Bp)	Book Yld	High	Duration
Corporates	27,094	100.0	87	4.79	A+	3.94
Total Purchases	27,094	100.0	87	4.79	A+	3.94

Sales	Market Value	%	Realized G/L	Trade / Book Yld	High	Duration
Corporates	24,467	77.4	(734)	4.58 / 1.22	A+	0.74
Municipals - Taxables	7,143	22.6	(214)	4.15 / 0.73	AAA	0.92
Total Sales	31,610	100.0	(948)	4.48 / 1.11	AA-	0.78



L.A. Care Health Plan - Performance Report Not Tax Adjusted



	Sep 2024 Market*	Annualized									
		Sep 2024	Aug 2024	Jul 2024	Q3	YTD	12 Month	3 Year	5 Year	Inception	Inc Date
LA Care HealthPlan	356,266	1.04	1.02	1.55	3.65	4.88	8.90	1.68	2.26	2.57	Jan 2018
Barclay Bloomberg U.S. Credit: 1-5 Yr A- or better (Highest)		1.01	1.09	1.53	3.67	5.07	9.08	1.33	1.94	2.40	Jan 2018
Difference		0.03	(0.07)	0.02	(0.02)	(0.19)	(0.18)	0.35	0.32	0.17	

* Market values (in 000's) include accrued income

Please see the accompanying Disclosure Page for important information regarding this Performance Exhibit.

L.A. Care Health Plan - Performance Report Not Tax Adjusted



Disclosures

Management start date is 10/1/17 and performance start date is 1/1/18 to allow for seasoning.

The performance results reflect LA Care Health Plan's portfolio managed by NEAM. A Daily Valuation Methodology that adjusts for cash flows is utilized to calculate portfolio performance. Portfolio returns are calculated daily and geometrically linked to create monthly gross of fee rates of return. Performance results are reported gross of management fees and of custody fees and other charges by the custodian for your account and net of commissions, mark-ups or mark-downs, spreads, discounts or commission equivalents. The performance results for your account are shown in comparison to an index that has been chosen by you. The securities comprising this index are not identical to those in your account. The index is comprised of securities that are not actively managed and does not reflect the deduction of any management or other fees or expenses. Past performance is not indicative of future performance.



Appendix



Risk Reports

L.A. Care Health Plan - Profile Report



Distribution by Class

	Quantity	Book	Market	Unrealized Gain/ Loss	Book Yield	OAY	OAD	OAC	Avg Life	% of Portfolio
Cash & Cash Equivalents	8,857,760	8,857,760	8,857,760	-	5.11	5.11	0.08	0.05	0.08	2.51
Corporates	288,907,000	284,447,099	287,021,552	2,574,453	4.10	4.18	2.72	8.08	3.16	81.23
144A	56,000,000	55,817,490	55,343,224	(474,265)	3.30	4.18	2.73	9.97	2.98	15.66
Municipals - Taxable	2,100,000	2,126,105	2,105,970	(20,135)	2.49	3.90	1.32	2.73	1.41	0.60
Total Portfolio	355,864,760	351,248,454	353,328,506	2,080,053	3.99	4.20	2.65	8.14	3.05	100.00

Rating Analysis - Highest

	% of Portfolio
AAA	5.94
AA	23.40
A	69.27
BBB	1.39
Below BBB	-
NR	-
Total Fixed Income	100.00
Equity	-
Total	100.00
Average Rating:	A+

Scenario Analysis - % of Market

	-300	-200	-100	-50	+50	+100	+200	+300
Cash & Cash Equivalents	0.24	0.16	0.08	0.04	(0.04)	(0.08)	(0.16)	(0.24)
Corporates	8.60	5.65	2.79	1.39	(1.34)	(2.68)	(5.29)	(7.80)
144A	8.64	5.65	2.78	1.38	(1.35)	(2.68)	(5.26)	(7.75)
Municipals - Taxable	4.08	2.69	1.33	0.66	(0.66)	(1.30)	(2.58)	(3.83)
Total Portfolio	8.37	5.50	2.71	1.35	(1.31)	(2.61)	(5.14)	(7.58)

Key Rate Duration

	Market Value	1 Year	2 Year	3 Year	5 Year	7 Year	10 Year	15 Year	20 Year	30 Year
Cash & Cash Equivalents	8,857,760	0.08	-	-	-	-	-	-	-	-
Corporates	287,021,552	0.17	0.53	1.29	0.75	< 0.01	-	-	-	-
144A	55,343,224	0.22	0.57	1.02	0.92	< 0.01	-	-	-	-
Municipals - Taxable	2,105,970	0.44	0.87	< 0.01	-	-	-	-	-	-
Total Portfolio	353,328,506	0.18	0.52	1.20	0.75	< 0.01	-	-	-	-



Disclaimers

Disclaimers




The material contained in this presentation has been prepared solely for informational purposes by New England Asset Management, Inc. ("NEAM"), and is not to be distributed outside of the organization to which it is presented and is not to be input into any publicly available generative artificial intelligence tool or other similar application, or is not to be distributed outside of the organization to which it is presented without our prior written consent. The material is based on sources believed to be reliable and/or from proprietary data developed by NEAM, but we do not represent as to its accuracy or its completeness. This is not an offer to buy or sell any security or financial instrument. Certain assumptions, including tax assumptions, may have been made which have resulted in any returns detailed herein. Past performance results are not necessarily indicative of future performance. Changes to the assumptions, including valuations or cash flows of any instrument, may have a material impact on any results. Please consult with your tax experts before relying on this material. Additional information is available upon request. This document and its contents are proprietary to NEAM. They were prepared for the exclusive use of L.A. Care Health Plan. Neither this document nor its contents are to be given or discussed with anyone other than employees, directors, trustees or auditors of L.A. Care Health Plan without our prior written consent.

NEAM's portfolio management tools utilize deterministic scenario analysis to provide an estimated range of total returns based on certain assumptions. These assumptions include the assignment of probabilities to each possible interest rate and spread outcome. We assume a 12 month investment horizon and incorporate historical return distributions for each asset class contained in the analysis. These projected returns do not take into consideration the effect of taxes, fees, trading costs, changing risk profiles, operating cash flows or future investment decisions. Projected returns do not represent actual accounts or actual trades and may not reflect the effect of material economic and market factors.

Clients will experience different results from any projected returns shown. There is a potential for loss, as well as gain, that is not reflected in the projected information portrayed. The projected performance results shown are for illustrative purposes only and do not represent the results of actual trading using client assets but were achieved by means of the prospective application of certain assumptions. No representations or warranties are made as to the reasonableness of the assumptions. Results shown are not a guarantee of performance returns. Please carefully review the additional information presented by NEAM.

Limitations On Use: L.A. Care Health Plan understands that NEAM is providing this report solely for informational purposes and that any data, research, information or material obtained from NEAM (the "Data") may be proprietary in nature and subject to confidentiality and licensing provisions contained in vendor agreements to which NEAM is a party. Regarding the Data, L.A. Care Health Plan shall not: 1) (except for month-end investment reports) publish, display, distribute or transfer in any form any Data to any third party who is not an employee of recipient, unless prior permission is granted by NEAM; 2) (except for month-end investment reports) incorporate into, or warehouse on, any computer system of recipient, any Data; 3) resell, make available or distribute any Data to any third party whether by license or by any other means; 4) copy, adapt, reverse engineer, decompile, disassemble, or modify, any portion of the Data; 5) use the Data for the benefit of a third party, including, but not limited to, on a time-share basis or acting as a service bureau or application service provider; 6) use, evaluate, or view any Data for the purpose of designing, modifying, or otherwise creating any software program, or any portion thereof.



L.A. Care
HEALTH PLAN®

Board of Governors
MOTION SUMMARY

Date: November 20, 2024

Motion No. FIN 107.1124

Committee: Finance & Budget

Chairperson: Stephanie Booth, MD

Requesting Department: Accounts & Finance Services

New Contract Amendment Sole Source RFP/RFQ was conducted

Issue: Acceptance of the Financial Reports for September 2024.

Background: N/A

Member Impact: N/A

Budget Impact: N/A

Motion: To accept the Financial Reports for September 2024, as submitted.



L.A. Care
HEALTH PLAN®

Financial Performance
September 2024
(Unaudited)



Financial Performance Highlights - Year-to-Date

September 2024

Overall (incl. HHIP/IPP)

L.A. Care total YTD combined member months are 31.6M, +937K favorable to forecast. September YTD financial performance resulted in a surplus of +\$526.7M or 4.8% margin and is +\$280.2M/+251bps favorable to forecast. The YTD favorability is driven by higher revenue +\$295.4M, lower capitation expense +\$243.6M, timing of provider incentives and shared risk +\$43.0M, higher unrealized gains +\$13.1M, and higher interest income +\$6.1M; partially offset by higher inpatient (\$99.2M), skilled nursing (\$94.3M), and outpatient (\$77.4M) claims, higher operating expenses (\$19.5M), higher pharmacy claims (\$13.2M), and higher other income (expense), net (\$10.0M).

Medi-Cal

Medi-Cal consists of members through our contracted providers and our contracted health plans ("Plan Partners"). September YTD member months are 29.0M, +829K favorable to forecast. September YTD financial performance resulted in a surplus of +\$513.0M or 5.3% margin, +\$368.3M/+375bps favorable to forecast, driven by higher revenue +\$303.9M, lower capitation expense +\$244.3M, lower operating expenses +\$30.8M, higher interest income +\$17.3M, timing of provider incentives and shared risk +\$14.2M, and unrealized gains of \$12.9M; partially offset by higher outpatient (\$95.7M), skilled nursing (\$87.8M), and inpatient claims (\$64.6M).

D-SNP

Effective January 1, 2023, members enrolled in CMC have been transitioned to our D-SNP plan. September YTD member months are 232K, +1.4K favorable to forecast. September YTD financial performance resulted in a surplus of +\$19.1M or 5.5% margin, +\$13.8M/+393bps favorable to forecast, primarily driven by higher revenue +\$14.3M, lower outpatient +\$10.9M, inpatient +\$10.4M, and pharmacy +\$2.5M claims; partially offset by timing of provider incentives and shared risk (\$6.9M), higher skilled nursing claims (\$5.8M), higher operating expenses (\$4.7M), and higher capitation expense (\$4.5M).

Commercial

L.A. Care Commercial consists of LACC and PASC-SEIU. September YTD member months are 2.6M, favorable +108K to forecast. September YTD financial performance resulted in a deficit of (\$67.5M) or (8.9%) margin, (\$95.9M)/(1,276bps) unfavorable to forecast, driven by higher inpatient claims (\$45.2M), higher operating expenses (\$40.1M), higher pharmacy claims (\$15.6M), and lower net interest income (\$9.6M); partially offset by higher revenue +\$12.9M.

Incentive Programs

L.A. Care Incentive Programs consist of CalAIM Incentive Payment Program (IPP) and Housing and Homelessness Incentive Program (HHIP). September YTD financial performance resulted in a surplus of +\$107.8M, +\$8.1M favorable to forecast, primarily driven by the timing of healthcare expenses +\$44.5M; partially offset by the timing of revenue (\$33.2M) and higher operating expenses (\$3.2M).



Consolidated Operations Income Statement (\$ in thousands)

September 2024

Current Actual		Current 4+8 Forecast		Current Fav/(Unfav)		YTD Actual		YTD 4+8 Forecast		YTD Fav/(Unfav)	
	PMPM		PMPM		PMPM		PMPM		PMPM		PMPM
2,611,469		2,396,632		214,837							
\$ 978,046	\$ 374.52	\$ 783,404	\$ 326.88	\$ 194,642	\$ 47.64						
\$ 978,046	\$ 374.52	\$ 783,404	\$ 326.88	\$ 194,642	\$ 47.64						
\$ 301,785	\$ 115.56	\$ 427,695	\$ 178.46	\$ 125,910	\$ 62.90						
\$ 158,993	\$ 60.88	\$ 111,904	\$ 46.69	\$ (47,089)	\$ (14.19)						
\$ 144,171	\$ 55.21	\$ 118,419	\$ 49.41	\$ (25,752)	\$ (5.80)						
\$ 122,553	\$ 46.93	\$ 94,434	\$ 39.40	\$ (28,119)	\$ (7.53)						
\$ 18,952	\$ 7.26	\$ 15,524	\$ 6.48	\$ (3,428)	\$ (0.78)						
\$ 12,584	\$ 4.82	\$ 21,229	\$ 8.86	\$ 8,644	\$ 4.04						
\$ 27,679	\$ 10.60	\$ 10,930	\$ 4.56	\$ (16,750)	\$ (6.04)						
\$ 786,718	\$ 301.25	\$ 800,134	\$ 333.86	\$ 13,417	\$ 32.60						
80.4%		102.1%		21.7%							
\$ 191,329	\$ 73.26	\$ (16,730)	\$ (6.98)	\$ 208,059	\$ 80.25						
\$ 59,457	\$ 22.77	\$ 54,816	\$ 22.87	\$ (4,640)	\$ 0.10						
6.1%		7.0%		0.9%							
\$ 131,872	\$ 50.50	\$ (71,547)	\$ (29.85)	\$ 203,419	\$ 80.35						
13.5%		(9.1%)		22.6%							
\$ 16,689	\$ 6.39	\$ 15,774	\$ 6.58	\$ 915	\$ (0.19)						
\$ (21,551)	\$ (8.25)	\$ (5,162)	\$ (2.15)	\$ (16,388)	\$ (6.10)						
\$ 154	\$ 0.06	\$ -	\$ -	\$ (154)	\$ (0.06)						
\$ 4,312	\$ 1.65	\$ -	\$ -	\$ 4,312	\$ 1.65						
\$ (742)	\$ (0.28)	\$ 10,612	\$ 4.43	\$ (11,353)	\$ (4.71)						
\$ 131,130	\$ 50.21	\$ (60,935)	\$ (25.43)	\$ 192,065	\$ 75.64						
13.4%		(7.8%)		21.2%							
Membership						Member Months					
						31,639,317		30,702,513		936,804	
Revenue						Capitation Revenue					
						\$ 10,913,527	\$ 344.94	\$ 10,618,166	\$ 345.84	\$ 295,361	\$ (0.90)
Total Revenues						\$ 10,913,527	\$ 344.94	\$ 10,618,166	\$ 345.84	\$ 295,361	\$ (0.90)
Healthcare Expenses						Capitation					
						\$ 5,240,450	\$ 165.63	\$ 5,484,095	\$ 178.62	\$ 243,645	\$ 12.99
						\$ 1,421,328	\$ 44.92	\$ 1,322,142	\$ 43.06	\$ (99,187)	\$ (1.86)
						\$ 1,438,278	\$ 45.46	\$ 1,360,831	\$ 44.32	\$ (77,447)	\$ (1.14)
						\$ 1,271,317	\$ 40.18	\$ 1,177,024	\$ 38.34	\$ (94,294)	\$ (1.85)
						\$ 193,061	\$ 6.10	\$ 179,862	\$ 5.86	\$ (13,199)	\$ (0.24)
						\$ 194,022	\$ 6.13	\$ 237,045	\$ 7.72	\$ 43,023	\$ 1.59
						\$ 145,571	\$ 4.60	\$ 140,042	\$ 4.56	\$ (5,528)	\$ (0.04)
Total Healthcare Expenses						\$ 9,904,027	\$ 313.03	\$ 9,901,040	\$ 322.48	\$ (2,987)	\$ 9.45
MCR (%)						90.8%		93.2%		2.5%	
Operating Margin						\$ 1,009,500	\$ 31.91	\$ 717,126	\$ 23.36	\$ 292,374	\$ 8.55
Total Operating Expenses						\$ 654,139	\$ 20.67	\$ 634,687	\$ 20.67	\$ (19,452)	\$ (0.00)
Admin Ratio (%)						6.0%		6.0%		(0.0%)	
Income (Loss) from Operations						\$ 355,361	\$ 11.23	\$ 82,439	\$ 2.69	\$ 272,922	\$ 8.55
Margin before Non-Operating Inc/(Exp) Ratio (%)						3.3%		0.8%		2.5%	
						\$ 190,785	\$ 6.03	\$ 184,649	\$ 6.01	\$ 6,136	\$ 0.02
						\$ (44,413)	\$ (1.40)	\$ (34,453)	\$ (1.12)	\$ (9,960)	\$ (0.28)
						\$ 3,020	\$ 0.10	\$ 987	\$ 0.03	\$ (2,034)	\$ (0.06)
						\$ 28,038	\$ 0.89	\$ 14,904	\$ 0.49	\$ 13,134	\$ 0.40
Total Non-Operating Income/(Expense)						\$ 171,362	\$ 5.42	\$ 164,124	\$ 5.35	\$ 7,238	\$ 0.07
Net Surplus/(Deficit)						\$ 526,723	\$ 16.65	\$ 246,562	\$ 8.03	\$ 280,160	\$ 8.62
Margin (%)						4.8%		2.3%		2.5%	



Total Medi-Cal Income Statement (\$ in thousands)

September 2024

Current Actual		Current 4+8 Forecast		Current Fav/(Unfav)		YTD Actual		YTD 4+8 Forecast		YTD Fav/(Unfav)	
PMPM		PMPM		PMPM		PMPM		PMPM		PMPM	
2,369,174		2,177,694		191,480		29,033,725		28,205,150		828,575	
\$ 878,910	\$ 370.98	\$ 670,431	\$ 307.86	\$ 208,479	\$ 63.11	\$ 9,670,490	\$ 333.08	\$ 9,366,623	\$ 332.09	\$ 303,867	\$ 0.99
\$ 878,910	\$ 370.98	\$ 670,431	\$ 307.86	\$ 208,479	\$ 63.11	\$ 9,670,490	\$ 333.08	\$ 9,366,623	\$ 332.09	\$ 303,867	\$ 0.99
\$ 273,211	\$ 115.32	\$ 397,952	\$ 182.74	\$ 124,741	\$ 67.42	\$ 4,901,930	\$ 168.84	\$ 5,146,246	\$ 182.46	\$ 244,316	\$ 13.62
\$ 125,175	\$ 52.83	\$ 93,654	\$ 43.01	\$ (31,520)	\$ (9.83)	\$ 1,191,074	\$ 41.02	\$ 1,126,426	\$ 39.94	\$ (64,648)	\$ (1.09)
\$ 129,617	\$ 54.71	\$ 101,828	\$ 46.76	\$ (27,789)	\$ (7.95)	\$ 1,289,048	\$ 44.40	\$ 1,193,338	\$ 42.31	\$ (95,710)	\$ (2.09)
\$ 121,663	\$ 51.35	\$ 94,434	\$ 43.36	\$ (27,228)	\$ (7.99)	\$ 1,261,574	\$ 43.45	\$ 1,173,740	\$ 41.61	\$ (87,834)	\$ (1.84)
\$ 3	\$ 0.00	\$ -	\$ -	\$ (3)	\$ (0.00)	\$ 181	\$ 0.01	\$ 141	\$ 0.00	\$ (40)	\$ (0.00)
\$ 9,222	\$ 3.89	\$ 9,956	\$ 4.57	\$ 734	\$ 0.68	\$ 120,383	\$ 4.15	\$ 134,555	\$ 4.77	\$ 14,172	\$ 0.62
\$ 24,270	\$ 10.24	\$ 9,713	\$ 4.46	\$ (14,557)	\$ (5.78)	\$ 131,460	\$ 4.53	\$ 125,978	\$ 4.47	\$ (5,482)	\$ (0.06)
\$ 683,160	\$ 288.35	\$ 707,538	\$ 324.90	\$ 24,378	\$ 36.55	\$ 8,895,651	\$ 306.39	\$ 8,900,425	\$ 315.56	\$ 4,774	\$ 9.17
77.7%		105.5%		27.8%		92.0%		95.0%		3.0%	
\$ 195,750	\$ 82.62	\$ (37,107)	\$ (17.04)	\$ 232,857	\$ 99.66	\$ 774,839	\$ 26.69	\$ 466,198	\$ 16.53	\$ 308,641	\$ 10.16
\$ 36,664	\$ 15.48	\$ 41,582	\$ 19.09	\$ 4,918	\$ 3.62	\$ 470,552	\$ 16.21	\$ 501,376	\$ 17.78	\$ 30,825	\$ 1.57
4.2%		6.2%		2.0%		4.9%		5.4%		0.5%	
\$ 159,085	\$ 67.15	\$ (78,690)	\$ (36.13)	\$ 237,775	\$ 103.28	\$ 304,288	\$ 10.48	\$ (35,178)	\$ (1.25)	\$ 339,466	\$ 11.73
18.1%		(11.7%)		29.8%		3.1%		(0.4%)		3.5%	
\$ 16,303	\$ 6.88	\$ 14,191	\$ 6.52	\$ 2,112	\$ 0.36	\$ 186,304	\$ 6.42	\$ 169,016	\$ 5.99	\$ 17,288	\$ 0.42
\$ (16,017)	\$ (6.76)	\$ (2,205)	\$ (1.01)	\$ (13,812)	\$ (5.75)	\$ (1,993)	\$ (0.07)	\$ (2,617)	\$ (0.09)	\$ 624	\$ 0.02
\$ 150	\$ 0.06	\$ -	\$ -	\$ (150)	\$ (0.06)	\$ 2,950	\$ 0.10	\$ 940	\$ 0.03	\$ (2,010)	\$ (0.07)
\$ 4,213	\$ 1.78	\$ -	\$ -	\$ 4,213	\$ 1.78	\$ 27,397	\$ 0.94	\$ 14,460	\$ 0.51	\$ 12,937	\$ 0.43
\$ 4,311	\$ 1.82	\$ 11,986	\$ 5.50	\$ (7,675)	\$ (3.68)	\$ 208,731	\$ 7.19	\$ 179,929	\$ 6.38	\$ 28,802	\$ 0.81
\$ 163,396	\$ 68.97	\$ (66,704)	\$ (30.63)	\$ 230,101	\$ 99.60	\$ 513,018	\$ 17.67	\$ 144,751	\$ 5.13	\$ 368,268	\$ 12.54
18.6%		(9.9%)		28.5%		5.3%		1.5%		3.8%	



DSNP Income Statement (\$ in thousands)

September 2024

Current Actual	PMPM	Current 4+8 Forecast	PMPM	Current Fav/(Unfav)	PMPM
20,175		19,876		299	
\$ 29,328	\$ 1,453.68	\$ 28,800	\$ 1,448.99	\$ 528	\$ 4.69
\$ 29,328	\$ 1,453.68	\$ 28,800	\$ 1,448.99	\$ 528	\$ 4.69
\$ 11,123	\$ 551.31	\$ 10,856	\$ 546.17	\$ (267)	\$ (5.13)
\$ 4,331	\$ 214.68	\$ 7,497	\$ 377.20	\$ 3,166	\$ 162.51
\$ 3,490	\$ 172.99	\$ 5,129	\$ 258.06	\$ 1,639	\$ 85.08
\$ 751	\$ 37.24	\$ -	\$ -	\$ (751)	\$ (37.24)
\$ 871	\$ 43.16	\$ 1,278	\$ 64.30	\$ 407	\$ 21.14
\$ 2,026	\$ 100.43	\$ 2,315	\$ 116.46	\$ 289	\$ 16.03
\$ 894	\$ 44.32	\$ 181	\$ 9.09	\$ (713)	\$ (35.23)
\$ 23,486	\$ 1,164.14	\$ 27,256	\$ 1,371.28	\$ 3,769	\$ 207.15
80.1%		94.6%		14.6%	
\$ 5,841	\$ 289.54	\$ 1,545	\$ 77.71	\$ 4,297	\$ 211.83
\$ 1,096	\$ 54.34	\$ 2,745	\$ 138.13	\$ 1,649	\$ 83.79
3.7%		9.5%		5.8%	
\$ 4,745	\$ 235.20	\$ (1,201)	\$ (60.42)	\$ 5,946	\$ 295.62
16.2%		(4.2%)		20.3%	
\$ 386	\$ 19.11	\$ 385	\$ 19.38	\$ 0	\$ (0.27)
\$ (29)	\$ (1.42)	\$ -	\$ -	\$ (29)	\$ (1.42)
\$ 4	\$ 0.18	\$ -	\$ -	\$ (4)	\$ (0.18)
\$ 100	\$ 4.94	\$ -	\$ -	\$ 100	\$ 4.94
\$ 452	\$ 22.41	\$ 385	\$ 19.38	\$ 67	\$ 3.02
\$ 5,197	\$ 257.61	\$ (816)	\$ (41.04)	\$ 6,013	\$ 298.65
17.7%		(2.8%)		20.6%	

	YTD Actual	PMPM	YTD 4+8 Forecast	PMPM	YTD Fav/(Unfav)	PMPM
Membership						
Member Months	231,738		230,319		1,419	
Revenue						
Capitation Revenue	\$ 346,297	\$ 1,494.35	\$ 332,035	\$ 1,441.63	\$ 14,263	\$ 52.72
Total Revenues	\$ 346,297	\$ 1,494.35	\$ 332,035	\$ 1,441.63	\$ 14,263	\$ 52.72
Healthcare Expenses						
Capitation	\$ 128,664	\$ 555.22	\$ 124,136	\$ 538.98	\$ (4,528)	\$ (16.24)
Inpatient Claims	\$ 71,349	\$ 307.89	\$ 81,738	\$ 354.89	\$ 10,388	\$ 47.00
Outpatient Claims	\$ 40,404	\$ 174.35	\$ 51,263	\$ 222.57	\$ 10,859	\$ 48.22
Skilled Nurse Facility	\$ 8,626	\$ 37.22	\$ 2,808	\$ 12.19	\$ (5,818)	\$ (25.03)
Pharmacy	\$ 13,053	\$ 56.33	\$ 15,507	\$ 67.33	\$ 2,454	\$ 11.00
Provider Incentive and Shared Risk	\$ 29,747	\$ 128.36	\$ 22,864	\$ 99.27	\$ (6,883)	\$ (29.09)
Medical Administrative Expenses	\$ 5,128	\$ 22.13	\$ 2,650	\$ 11.51	\$ (2,478)	\$ (10.62)
Total Healthcare Expenses	\$ 296,972	\$ 1,281.50	\$ 300,967	\$ 1,306.74	\$ 3,994	\$ 25.24
MCR (%)	85.8%		90.6%		4.9%	
Operating Margin	\$ 49,325	\$ 212.85	\$ 31,068	\$ 134.89	\$ 18,257	\$ 77.96
Total Operating Expenses	\$ 35,216	\$ 151.97	\$ 30,529	\$ 132.55	\$ (4,687)	\$ (19.41)
Admin Ratio (%)	10.2%		9.2%		(1.0%)	
Income (Loss) from Operations	\$ 14,109	\$ 60.88	\$ 538	\$ 2.34	\$ 13,570	\$ 58.54
Margin before Non-Operating Inc/(Exp) Ratio (%)	4.1%		0.2%		3.9%	
Interest Income,Net	\$ 4,476	\$ 19.31	\$ 4,436	\$ 19.26	\$ 40	\$ 0.05
Other Income (Expense),Net	\$ (13)	\$ (0.05)	\$ 0	\$ 0.00	\$ (13)	\$ (0.06)
Realized Gain/Loss	\$ 71	\$ 0.30	\$ 23	\$ 0.10	\$ (48)	\$ (0.21)
Unrealized Gain/Loss	\$ 641	\$ 2.77	\$ 344	\$ 1.49	\$ 297	\$ 1.27
Total Non-Operating Income/(Expense)	\$ 5,033	\$ 21.72	\$ 4,758	\$ 20.66	\$ 275	\$ 1.06
Net Surplus/(Deficit)	\$ 19,141	\$ 82.60	\$ 5,297	\$ 23.00	\$ 13,845	\$ 59.60
Margin (%)	5.5%		1.6%		3.9%	



Commercial Income Statement (\$ in thousands)

September 2024

Current		Current 4+8		Current		YTD		YTD		YTD	
Actual	PMPM	Forecast	PMPM	Fav/(Unfav)	PMPM	Actual	PMPM	Forecast	PMPM	Fav/(Unfav)	PMPM
242,295		218,938		23,357							
\$ 70,106	\$ 289.34	\$ 67,616	\$ 308.84	\$ 2,490	\$ (19.50)						
\$ 70,106	\$ 289.34	\$ 67,616	\$ 308.84	\$ 2,490	\$ (19.50)						
\$ 17,452	\$ 72.03	\$ 18,887	\$ 86.27	\$ 1,436	\$ 14.24						
\$ 29,533	\$ 121.89	\$ 10,752	\$ 49.11	\$ (18,780)	\$ (72.78)						
\$ 11,081	\$ 45.73	\$ 10,628	\$ 48.54	\$ (453)	\$ 2.81						
\$ 145	\$ 0.60	\$ -	\$ -	\$ (145)	\$ (0.60)						
\$ 18,079	\$ 74.61	\$ 14,246	\$ 65.07	\$ (3,833)	\$ (9.54)						
\$ 1,426	\$ 5.89	\$ 1,263	\$ 5.77	\$ (163)	\$ (0.12)						
\$ 2,487	\$ 10.26	\$ 1,035	\$ 4.73	\$ (1,452)	\$ (5.54)						
\$ 80,203	\$ 331.01	\$ 56,812	\$ 259.49	\$ (23,390)	\$ (71.52)						
114.4%		84.0%		(30.4%)							
\$ (10,097)	\$ (41.67)	\$ 10,804	\$ 49.35	\$ (20,901)	\$ (91.02)						
\$ 18,291	\$ 75.49	\$ 9,819	\$ 44.85	\$ (8,472)	\$ (30.64)						
26.1%		14.5%		(11.6%)							
\$ (28,388)	\$ (117.16)	\$ 985	\$ 4.50	\$ (29,372)	\$ (121.66)						
(40.5%)		1.5%		(41.9%)							
\$ 1	\$ 0.00	\$ 1,198	\$ 5.47	\$ (1,198)	\$ (5.47)						
\$ (17)	\$ (0.07)	\$ (17)	\$ (0.08)	\$ -	\$ 0.01						
\$ -	\$ -	\$ -	\$ -	\$ -	\$ -						
\$ -	\$ -	\$ -	\$ -	\$ -	\$ -						
\$ (17)	\$ (0.07)	\$ 1,181	\$ 5.39	\$ (1,198)	\$ (5.46)						
\$ (28,405)	\$ (117.23)	\$ 2,165	\$ 9.89	\$ (30,570)	\$ (127.12)						
(40.5%)		3.2%		(43.7%)							
Membership						YTD		YTD		YTD	
Member Months						Actual	PMPM	Forecast	PMPM	Fav/(Unfav)	PMPM
						2,605,592		2,497,363		108,229	
Revenue						YTD		YTD		YTD	
Capitation Revenue						\$ 755,666	\$ 290.02	\$ 742,728	\$ 297.40	\$ 12,938	\$ (7.39)
Total Revenues						\$ 755,666	\$ 290.02	\$ 742,728	\$ 297.40	\$ 12,938	\$ (7.39)
Healthcare Expenses						YTD		YTD		YTD	
Capitation						\$ 211,491	\$ 81.17	\$ 213,463	\$ 85.48	\$ 1,972	\$ 4.31
Inpatient Claims						\$ 160,056	\$ 61.43	\$ 114,828	\$ 45.98	\$ (45,228)	\$ (15.45)
Outpatient Claims						\$ 108,792	\$ 41.75	\$ 109,718	\$ 43.93	\$ 926	\$ 2.18
Skilled Nurse Facility						\$ 1,343	\$ 0.52	\$ 581	\$ 0.23	\$ (762)	\$ (0.28)
Pharmacy						\$ 179,463	\$ 68.88	\$ 163,860	\$ 65.61	\$ (15,604)	\$ (3.26)
Provider Incentive and Shared Risk						\$ 15,296	\$ 5.87	\$ 12,322	\$ 4.93	\$ (2,974)	\$ (0.94)
Medical Administrative Expenses						\$ 8,955	\$ 3.44	\$ 11,414	\$ 4.57	\$ 2,459	\$ 1.13
Total Healthcare Expenses						\$ 685,395	\$ 263.05	\$ 626,185	\$ 250.74	\$ (59,211)	\$ (12.31)
MCR (%)						90.7%		84.3%		(6.4%)	
Operating Margin						\$ 70,271	\$ 26.97	\$ 116,543	\$ 46.67	\$ (46,272)	\$ (19.70)
Total Operating Expenses						\$ 137,491	\$ 52.77	\$ 97,401	\$ 39.00	\$ (40,090)	\$ (13.77)
Admin Ratio (%)						18.2%		13.1%		(5.1%)	
Income (Loss) from Operations						\$ (67,220)	\$ (25.80)	\$ 19,142	\$ 7.66	\$ (86,362)	\$ (33.46)
Margin before Non-Operating Inc/(Exp) Ratio (%)						(8.9%)		2.6%		(11.5%)	
Interest Income,Net						\$ 5	\$ 0.00	\$ 9,580	\$ 3.84	\$ (9,575)	\$ (3.83)
Other Income (Expense),Net						\$ (314)	\$ (0.12)	\$ (314)	\$ (0.13)	\$ -	\$ 0.01
Realized Gain/Loss						\$ -	\$ -	\$ -	\$ -	\$ -	\$ -
Unrealized Gain/Loss						\$ -	\$ -	\$ -	\$ -	\$ -	\$ -
Total Non-Operating Income/(Expense)						\$ (309)	\$ (0.12)	\$ 9,266	\$ 3.71	\$ (9,575)	\$ (3.83)
Net Surplus/(Deficit)						\$ (67,529)	\$ (25.92)	\$ 28,408	\$ 11.38	\$ (95,937)	\$ (37.29)
Margin (%)						(8.9%)		3.8%		(12.8%)	



Balance Sheet (\$ in thousands)

Fiscal Year 2023-24

	Oct-23	Nov-23	Dec-23	Jan-24	Feb-24	Mar-24	Apr-24	May-24	Jun-24	Jul-24	Aug-24	Sep-24
Assets												
Cash and Cash Equivalents	\$ 1,215,928	\$ 1,164,685	\$ 1,050,823	\$ 1,300,559	\$ 1,457,922	\$ 1,724,269	\$ 1,543,191	\$ 1,159,185	\$ 867,797	\$ 880,576	\$ 820,164	\$ 1,073,696
Short Term Investments, at fair value	\$ 1,858,223	\$ 2,006,373	\$ 2,298,594	\$ 2,203,165	\$ 2,494,863	\$ 2,799,085	\$ 2,568,822	\$ 2,555,603	\$ 2,799,586	\$ 2,675,073	\$ 2,584,837	\$ 2,348,213
Capitation Receivable	\$ 3,182,445	\$ 3,233,165	\$ 3,152,661	\$ 2,907,187	\$ 3,022,046	\$ 2,587,481	\$ 2,525,481	\$ 2,587,709	\$ 2,693,894	\$ 2,690,751	\$ 2,621,974	\$ 2,823,780
Interest and Non-Operating Receivables	\$ 40,813	\$ 6,752	\$ 423,494	\$ 472,216	\$ 515,539	\$ 567,924	\$ 239,392	\$ 110,212	\$ 104,680	\$ 87,213	\$ 72,474	\$ 252,031
Prepays and Other Current Assets	\$ 18,325	\$ 16,145	\$ 27,978	\$ 33,486	\$ 33,847	\$ 63,688	\$ 63,007	\$ 43,180	\$ 43,476	\$ 33,730	\$ 52,883	\$ 53,323
Current Assets	\$ 6,315,735	\$ 6,427,120	\$ 6,953,551	\$ 6,916,612	\$ 7,524,217	\$ 7,742,447	\$ 6,939,893	\$ 6,455,888	\$ 6,509,433	\$ 6,367,344	\$ 6,152,332	\$ 6,551,045
Capitalized Assets - net	\$ 168,137	\$ 166,800	\$ 163,264	\$ 160,379	\$ 161,628	\$ 161,758	\$ 160,634	\$ 157,917	\$ 156,927	\$ 157,512	\$ 208,303	\$ 269,855
Non-Current Assets	\$ 3,071	\$ 2,901	\$ 2,744	\$ 1,744	\$ 1,765	\$ 2,917	\$ 2,769	\$ 5,229	\$ 27,725	\$ 27,495	\$ 27,317	\$ 26,299
Total Assets	\$ 6,486,942	\$ 6,596,822	\$ 7,119,560	\$ 7,078,735	\$ 7,687,611	\$ 7,907,122	\$ 7,103,296	\$ 6,619,034	\$ 6,694,086	\$ 6,552,351	\$ 6,387,953	\$ 6,847,199
Liabilities & Equity												
Liabilities												
Accounts Payable and Accrued Liabilities	\$ 175,928	\$ 187,262	\$ 551,099	\$ 598,049	\$ 489,004	\$ 398,097	\$ 316,924	\$ 241,720	\$ 285,992	\$ 205,098	\$ 229,628	\$ 500,776
Subcapitation Payable	\$ 3,110,125	\$ 3,153,507	\$ 3,258,876	\$ 3,194,511	\$ 3,214,279	\$ 3,130,550	\$ 3,009,663	\$ 2,978,540	\$ 2,925,553	\$ 2,941,454	\$ 2,785,753	\$ 2,787,813
Accts Receivable - PP	\$ 2	\$ 2	\$ 1	\$ 1	\$ 1	\$ 1	\$ 1	\$ 1	\$ 1	\$ 1	\$ 1	\$ 1
Reserve for Claims	\$ 819,965	\$ 827,368	\$ 867,307	\$ 851,802	\$ 809,922	\$ 829,146	\$ 769,022	\$ 733,127	\$ 788,631	\$ 718,477	\$ 701,882	\$ 708,031
Accrued Medical Expenses	\$ 271,671	\$ 266,999	\$ 269,172	\$ 211,542	\$ 212,239	\$ 199,114	\$ 188,898	\$ 195,703	\$ 185,086	\$ 190,115	\$ 154,949	\$ 187,679
Deferred Revenue	\$ 69,446	\$ 64,958	\$ 38,107	\$ 76,179	\$ 138,196	\$ 131,722	\$ 156,957	\$ 123,676	\$ 71,999	\$ 92,004	\$ 116,666	\$ 69,731
Reserve for Provider Incentives	\$ 109,889	\$ 114,474	\$ 78,126	\$ 67,785	\$ 60,283	\$ 60,905	\$ 68,956	\$ 99,527	\$ 108,272	\$ 115,768	\$ 128,247	\$ 137,730
Non-Operating Payables	\$ 33,097	\$ 29,341	\$ 9,667	\$ (19,112)	\$ 645,902	\$ 998,941	\$ 379,332	\$ 46,155	\$ 44,440	\$ 27,469	\$ 40,644	\$ 46,453
Grants Payable	\$ 18,094	\$ 16,769	\$ 17,968	\$ 17,443	\$ 16,955	\$ 17,855	\$ 17,143	\$ 18,381	\$ 16,318	\$ 16,232	\$ 21,389	\$ 22,167
Deferred Rent	\$ 48,456	\$ 45,243	\$ 43,553	\$ 41,868	\$ 40,104	\$ 38,434	\$ 36,768	\$ 35,108	\$ 33,467	\$ 31,909	\$ 79,908	\$ 126,803
Total Current Liabilities	\$ 4,656,673	\$ 4,705,923	\$ 5,133,874	\$ 5,040,067	\$ 5,626,885	\$ 5,804,764	\$ 4,943,664	\$ 4,471,938	\$ 4,459,759	\$ 4,338,527	\$ 4,259,067	\$ 4,587,184
Equity												
Invested in Capital Assets, Net of related dep	\$ 99,218	\$ 99,259	\$ 97,349	\$ 99,507	\$ 103,953	\$ 105,544	\$ 105,848	\$ 104,546	\$ 104,659	\$ 106,745	\$ 107,621	\$ 121,721
Restricted Equity	\$ 600	\$ 600	\$ 600	\$ 600	\$ 600	\$ 600	\$ 600	\$ 600	\$ 23,327	\$ 23,327	\$ 23,380	\$ 23,327
Minimum Tangible Net Equity	\$ 235,945	\$ 235,089	\$ 238,050	\$ 236,840	\$ 238,550	\$ 240,896	\$ 242,796	\$ 240,282	\$ 238,065	\$ 243,760	\$ 248,710	\$ 256,505
Board Designated Funds	\$ 143,902	\$ 142,476	\$ 147,962	\$ 145,172	\$ 143,248	\$ 141,795	\$ 140,281	\$ 136,265	\$ 134,842	\$ 131,525	\$ 119,639	\$ 114,049
Unrestricted Net Assets	\$ 1,350,604	\$ 1,413,475	\$ 1,501,725	\$ 1,556,550	\$ 1,574,375	\$ 1,613,522	\$ 1,670,106	\$ 1,665,402	\$ 1,733,435	\$ 1,708,467	\$ 1,629,536	\$ 1,744,413
Total Equity	\$ 1,830,268	\$ 1,890,899	\$ 1,985,685	\$ 2,038,668	\$ 2,060,725	\$ 2,102,358	\$ 2,159,631	\$ 2,147,096	\$ 2,234,328	\$ 2,213,824	\$ 2,128,885	\$ 2,260,015
Total Liabilities & Equity	\$ 6,486,942	\$ 6,596,822	\$ 7,119,560	\$ 7,078,735	\$ 7,687,611	\$ 7,907,122	\$ 7,103,296	\$ 6,619,034	\$ 6,694,086	\$ 6,552,351	\$ 6,387,953	\$ 6,847,199
Solvency Ratios												
Working Capital Ratio	1.37	1.38	1.37	1.38	1.35	1.34	1.41	1.46	1.47	1.48	1.47	1.47
Cash to Claims Ratio	0.78	0.80	0.81	0.87	0.98	1.14	1.09	1.00	0.99	0.97	0.98	0.98
Tangible Net Equity Ratio	7.76	8.04	8.34	8.61	8.64	8.73	8.89	8.94	9.39	9.08	8.56	8.81



Cash Flows Statement (\$ in thousands)

September 2024

	Oct-23	Nov-23	Dec-23	Jan-24	Feb-24	Mar-24	Apr-24	May-24	Jun-24	Jul-24	Aug-24	Sep-24	YTD
Cash Flows from Operating Activities:													
Capitation Revenue	\$ 841,537	\$ 878,375	\$ 1,020,197	\$ 1,056,193	\$ 814,382	\$ 1,358,785	\$ 951,617	\$ 816,743	\$ 767,921	\$ 954,143	\$ 934,316	\$ 739,764	\$ 11,133,973
Other Income (Expense), net	\$ 19,423	\$ 8,321	\$ 3,604	\$ 13,760	\$ 11,212	\$ 8,470	\$ 24,067	\$ 14,830	\$ 10,554	\$ 13,754	\$ 9,981	\$ 13,808	\$ 151,784
Healthcare Expenses	\$ (846,331)	\$ (796,846)	\$ (739,718)	\$ (808,174)	\$ (835,771)	\$ (935,164)	\$ (949,577)	\$ (906,580)	\$ (801,437)	\$ (956,252)	\$ (1,067,655)	\$ (746,754)	\$ (10,390,259)
Operating Expenses	\$ (36,472)	\$ (29,715)	\$ (75,466)	\$ (48,204)	\$ (51,472)	\$ (83,534)	\$ (48,528)	\$ (35,942)	\$ (49,877)	\$ (40,567)	\$ (69,196)	\$ (33,674)	\$ (602,647)
Net Cash Provided By Operating Activities	\$ (21,843)	\$ 60,135	\$ 208,617	\$ 213,575	\$ (61,649)	\$ 348,557	\$ (22,421)	\$ (110,949)	\$ (72,839)	\$ (28,922)	\$ (192,554)	\$ (26,856)	\$ 292,851
Cash Flows from Investing Activities													
Purchase of investments - Net	\$ (67,389)	\$ (137,165)	\$ (285,931)	\$ 96,186	\$ (295,798)	\$ (303,696)	\$ 226,577	\$ 16,064	\$ (264,816)	\$ 130,457	\$ 93,701	\$ 240,797	\$ (551,013)
Purchase of Capital Assets	\$ (3,065)	\$ (2,368)	\$ (161)	\$ (4,646)	\$ (5,605)	\$ (4,599)	\$ (3,071)	\$ (1,554)	\$ (2,771)	\$ (4,476)	\$ (67,796)	\$ (7,301)	\$ (107,413)
Net Cash Provided By Investing Activities	\$ (70,454)	\$ (139,533)	\$ (286,092)	\$ 91,540	\$ (301,403)	\$ (308,295)	\$ 223,506	\$ 14,510	\$ (267,587)	\$ 125,981	\$ 25,905	\$ 233,496	\$ (658,426)
Cash Flows from Financing Activities:													
Lease Payment - Capital & ROU	\$ (1,546)	\$ (1,377)	\$ (1,505)	\$ (1,502)	\$ (1,367)	\$ (1,462)	\$ (1,428)	\$ (1,415)	\$ (1,389)	\$ (1,520)	\$ 4,600	\$ 397	\$ (9,514)
SBITA Liability Increase / (Decrease)	\$ -	\$ -	\$ -	\$ -	\$ 188	\$ 29	\$ 26	\$ 23	\$ 21	\$ 19	\$ 45,315	\$ (2,952)	\$ 42,669
Gross Premium Tax (MCO Sales Tax) - Net	\$ -	\$ 33,288	\$ (15,208)	\$ (25,099)	\$ (143,420)	\$ (125,521)	\$ 238,848	\$ 47,001	\$ 52,121	\$ (82,437)	\$ 43,148	\$ 43,639	\$ 66,360
Pass through transactions (AB 85, IGT, etc.)	\$ (269,155)	\$ (3,756)	\$ (19,674)	\$ (28,779)	\$ 665,014	\$ 353,039	\$ (619,609)	\$ (333,176)	\$ (1,715)	\$ (342)	\$ 13,174	\$ 5,809	\$ (239,170)
Net Cash Provided By Financing Activities	\$ (270,701)	\$ 28,155	\$ (36,387)	\$ (55,380)	\$ 520,415	\$ 226,085	\$ (382,163)	\$ (287,567)	\$ 49,038	\$ (84,280)	\$ 106,237	\$ 46,893	\$ (139,655)
Net Increase in Cash and Cash Equivalents	\$ (362,998)	\$ (51,243)	\$ (113,862)	\$ 249,735	\$ 157,363	\$ 266,347	\$ (181,078)	\$ (384,006)	\$ (291,388)	\$ 12,779	\$ (60,412)	\$ 253,533	\$ (505,230)
Cash and Cash Equivalents, Beginning	\$ 1,578,927	\$ 1,215,929	\$ 1,164,686	\$ 1,050,824	\$ 1,300,559	\$ 1,457,922	\$ 1,724,269	\$ 1,543,191	\$ 1,159,185	\$ 867,797	\$ 880,576	\$ 820,164	\$ 1,578,927
Cash and Cash Equivalents, Ending	\$ 1,215,929	\$ 1,164,686	\$ 1,050,824	\$ 1,300,559	\$ 1,457,922	\$ 1,724,269	\$ 1,543,191	\$ 1,159,185	\$ 867,797	\$ 880,576	\$ 820,164	\$ 1,073,697	\$ 1,073,697
Reconciliation of Income from Operations to Net Cash Provided By (Used In) Operating Activities:													
Excess of Revenues over Expenses	\$ 96,976	\$ 60,630	\$ 94,786 ³	\$ 52,983	\$ 22,057	\$ 41,633	\$ 57,273	\$ (12,536)	\$ 87,232	\$ (20,503)	\$ (84,939)	\$ 131,131	\$ 526,723
Adjustments to Excess of Revenues Over Expenses:													
Depreciation	\$ 4,181	\$ 3,715	\$ 3,697	\$ 7,531	\$ 4,356	\$ 4,469	\$ 4,196	\$ 4,271	\$ 3,760	\$ 3,892	\$ 17,004	\$ 14,643	\$ 75,715
Realized and Unrealized (Gain)/Loss on Investments	\$ 868	\$ (7,749)	\$ (6,291)	\$ (756)	\$ 4,099	\$ (525)	\$ 3,685	\$ (3,146)	\$ (1,593)	\$ (5,944)	\$ (3,517)	\$ (4,121)	\$ (24,990)
Deferred Rent	\$ 50	\$ (6)	\$ 50	\$ 50	\$ -	\$ -	\$ -	\$ -	\$ -	\$ -	\$ -	\$ (144)	\$ -
Gross Premium Tax provision	\$ (1)	\$ (2)	\$ 2	\$ (1,187)	\$ (1,765)	\$ (2,330)	\$ (2,339)	\$ (1,559)	\$ (1,531)	\$ (1,460)	\$ (277)	\$ 14,825	\$ 2,376
Loss on Disposal of Capital Assets	\$ -	\$ (10)	\$ -	\$ -	\$ -	\$ -	\$ -	\$ -	\$ -	\$ -	\$ -	\$ 39	\$ 29
Total Adjustments to Excess of Revenues over Expenses	\$ 5,098	\$ (4,052)	\$ (2,542)	\$ 5,638	\$ 6,690	\$ 1,614	\$ 5,542	\$ (434)	\$ 636	\$ (3,512)	\$ 13,210	\$ 25,242	\$ 53,130
Changes in Operating Assets and Liabilities:													
Capitation Receivable	\$ (92,525)	\$ (53,272)	\$ (1,340,639)	\$ 1,635,640	\$ (120,052)	\$ 445,473	\$ 38,669	\$ (56,954)	\$ (102,379)	\$ 6,986	\$ 68,507	\$ (191,135)	\$ 238,319
Interest and Non-Operating Receivables	\$ 4,753	\$ (2,462)	\$ (7,465)	\$ 1,386	\$ 321	\$ (8,149)	\$ 8,342	\$ 359	\$ (3,479)	\$ 1,055	\$ (231)	\$ 2,458	\$ (3,112)
Prepaid and Other Current Assets	\$ 4,508	\$ 4,901	\$ (12,882)	\$ (5,512)	\$ 4,812	\$ (41,969)	\$ 24,161	\$ 12,094	\$ (3,913)	\$ 6,132	\$ (18,651)	\$ (25,930)	\$ (52,249)
Accounts Payable and Accrued Liabilities	\$ 4,634	\$ 9,503	\$ (12,961)	\$ 4,877	\$ (8,089)	\$ (7,463)	\$ 2,245	\$ 8,208	\$ 2,159	\$ 2,729	\$ (5,288)	\$ 27,114	\$ 27,668
Subcapitation Payable	\$ (13,634)	\$ 43,487	\$ 105,367	\$ (30,666)	\$ 19,768	\$ (83,730)	\$ (120,887)	\$ (31,123)	\$ (52,987)	\$ 15,900	\$ (155,690)	\$ 2,061	\$ (302,134)
MediCal Adult Expansion Payable	\$ -	\$ (104)	\$ -	\$ -	\$ -	\$ -	\$ -	\$ -	\$ -	\$ 1	\$ (10)	\$ (1)	\$ (114)
Deferred Capitation Revenue	\$ (18,967)	\$ (3,952)	\$ 1,377,508	\$ (1,366,774)	\$ 62,024	\$ (6,481)	\$ 25,242	\$ (32,779)	\$ (52,211)	\$ 21,246	\$ 24,418	\$ (47,148)	\$ (17,874)
Accrued Medical Expenses	\$ 6,124	\$ (5,208)	\$ 2,656	\$ (57,626)	\$ 690	\$ (13,118)	\$ (10,223)	\$ 6,303	\$ (10,083)	\$ 3,788	\$ (34,922)	\$ 32,943	\$ (78,676)
Reserve for Claims	\$ (22,643)	\$ 7,403	\$ 39,939	\$ (15,505)	\$ (41,880)	\$ 19,225	\$ (60,124)	\$ (35,896)	\$ 55,504	\$ (70,154)	\$ (16,594)	\$ 6,148	\$ (134,577)
Reserve for Provider Incentives	\$ 5,038	\$ 4,586	\$ (36,349)	\$ (10,341)	\$ (7,502)	\$ 622	\$ 8,051	\$ 30,571	\$ 8,745	\$ 7,496	\$ 12,479	\$ 9,483	\$ 32,879
Grants Payable	\$ (1,205)	\$ (1,325)	\$ 1,199	\$ (525)	\$ (488)	\$ 900	\$ (712)	\$ 1,238	\$ (2,063)	\$ (86)	\$ 5,157	\$ 778	\$ 2,868
Net Changes in Operating Assets and Liabilities	\$ (123,917)	\$ 3,557	\$ 116,373	\$ 154,954	\$ (90,396)	\$ 305,310	\$ (85,236)	\$ (97,979)	\$ (160,707)	\$ (4,907)	\$ (120,825)	\$ (183,229)	\$ (287,002)
Net Cash Provided By Operating Activities	\$ (21,843)	\$ 60,135	\$ 208,617	\$ 213,575	\$ (61,649)	\$ 348,557	\$ (22,421)	\$ (110,949)	\$ (72,839)	\$ (28,922)	\$ (192,554)	\$ (26,856)	\$ 292,851



DATE: November 20, 2024
TO: Finance & Budget Committee
FROM: Afzal Shah, *Chief Financial Officer*

SUBJECT: Monthly Investment Portfolio Securities Transaction Report for September 2024

To keep the Committee apprised of L.A. Care's investment portfolios and to comply with California Government Code Section 53607, attached are the monthly investment transaction details from September 1 to September 30, 2024.

L.A. Care's investment market value as of September 30, 2024, was \$3.6 billion. This includes our funds invested with the government pooled funds and the Bank of America money market sweep account fund. L.A. Care has approximately \$6 million invested with the statewide Local Agency Investment Fund (LAIF), and approximately \$11 million invested with the Los Angeles County Pooled Investment Fund (LACPIF). L.A. Care also has approximately \$125 million invested with the BlackRock Liquidity T-Fund.

The remainder as of September 30, 2024, of \$3.4 billion is managed by two independent asset managers, 1) Payden & Rygel and 2) New England Asset Management (NEAM) and is divided into three portfolios based on investment style,

1. Payden & Rygel - Short-term portfolio
2. Payden & Rygel - Extended term portfolio
3. New England Asset Management - Corporate notes extended term portfolio

The transactions within these three portfolios are included in the attached reports.

LA Care, as a California government entity, only makes investments in bonds/fixed income, as per the California Government Code. The entries on the Investment Securities Portfolio Transaction Report reflect transactions undertaken by financial management companies on L.A. Care's behalf. L.A. Care does not direct these individual transactions. The firms, managing investments on behalf of L.A. Care, conduct the transactions based on L.A. Care's investment guidelines.

TRANSACTIONS BY TYPE

Account Name: L.A. CARE HEALTH PLAN

09/01/2024
through 09/30/2024

Tr Date	St Date	Transaction Type	Units	Description	Proceeds / (Cost)	Accrued Interest (Purch) or Sold	G/L < 1 Yr Amort Cost	G/L > 1 Yr Amort Cost	Total Amount
09/03/24	09/03/24	Buy	50,000,000.000	FHLB DISCOUNT NOT E MAT 09/04/24 Cpn 313384E62	(49,992,708.33)		0.00	0.00	(49,992,708.33)
09/03/24	09/03/24	Buy	50,000,000.000	FHLB DISCOUNT NOT E MAT 09/04/24 Cpn 313384E62	(49,992,708.33)		0.00	0.00	(49,992,708.33)
09/03/24	09/03/24	Buy	50,000,000.000	FHLB DISCOUNT NOT E MAT 09/04/24 Cpn 313384E62	(49,992,708.33)		0.00	0.00	(49,992,708.33)
09/04/24	09/04/24	Buy	50,000,000.000	U.S. TREASURY BILL MAT 10/01/24 Cpn 912797LK1	(49,807,831.25)		0.00	0.00	(49,807,831.25)
09/04/24	09/04/24	Buy	40,000,000.000	CREDIT AGRICOLE CP MAT 09/05/24 Cpn 22533TJ56	(39,994,100.00)		0.00	0.00	(39,994,100.00)
09/04/24	09/04/24	Buy	10,000,000.000	CUMMINS INC CP 144A MAT 10/17/24 Cpn 23102UKH4	(9,937,888.89)		0.00	0.00	(9,937,888.89)
09/04/24	09/04/24	Buy	20,000,000.000	U.S. TREASURY BILL MAT 09/05/24 Cpn 912797GL5	(19,997,149.17)		0.00	0.00	(19,997,149.17)
09/04/24	09/04/24	Buy	50,000,000.000	U.S. TREASURY BILL MAT 09/05/24 Cpn 912797GL5	(49,992,872.92)		0.00	0.00	(49,992,872.92)
09/04/24	09/05/24	Buy	50,000,000.000	U.S. TREASURY BILL MAT 12/05/24 Cpn 912797LF2	(49,374,375.00)		0.00	0.00	(49,374,375.00)
09/04/24	09/05/24	Buy	50,000,000.000	U.S. TREASURY BILL MAT 12/05/24 Cpn 912797LF2	(49,374,375.00)		0.00	0.00	(49,374,375.00)
09/04/24	09/05/24	Buy	15,000,000.000	CANADIAN IMPERIAL BANK YCD FR MAT 05/29/25 Cpn 5.10 13606K7D2	(15,000,000.00)		0.00	0.00	(15,000,000.00)
09/05/24	09/05/24	Buy	45,000,000.000	FHLB DISCOUNT NOTE MAT 09/06/24 Cpn 313384E88	(44,993,487.50)		0.00	0.00	(44,993,487.50)
09/04/24	09/05/24	Buy	25,000,000.000	NATL SEC CLEARING CP 144A MAT 09/19/24 Cpn 63763PJK6	(24,948,569.44)		0.00	0.00	(24,948,569.44)

TRANSACTIONS BY TYPE

Account Name: L.A. CARE HEALTH PLAN

09/01/2024
through 09/30/2024

Tr Date	St Date	Transaction Type	Units	Description	Proceeds / (Cost)	Accrued Interest (Purch) or Sold	G/L < 1 Yr Amort Cost	G/L > 1 Yr Amort Cost	Total Amount
09/04/24	09/05/24	Buy	10,900,000.000	TORONTO-DOMINION BANK YCD F MAT 05/29/25 Cpn 5.08 89115BZM5	(10,900,000.00)		0.00	0.00	(10,900,000.00)
09/06/24	09/06/24	Buy	40,000,000.000	CREDIT AGRICOLE CP MAT 09/09/24 Cpn 22533TJ98	(39,982,300.00)		0.00	0.00	(39,982,300.00)
09/09/24	09/09/24	Buy	28,000,000.000	AUTOMATIC DATA CP 144A MAT 09/10/24 Cpn 0530A2JA9	(27,995,862.22)		0.00	0.00	(27,995,862.22)
09/10/24	09/10/24	Buy	50,000,000.000	AUTOMATIC DATA CP 144A MAT 09/11/24 Cpn 0530A2JB7	(49,992,611.11)		0.00	0.00	(49,992,611.11)
09/10/24	09/10/24	Buy	50,000,000.000	U.S. TREASURY BILL MAT 01/07/25 Cpn 912797MW4	(49,218,236.11)		0.00	0.00	(49,218,236.11)
09/10/24	09/10/24	Buy	50,000,000.000	U.S. TREASURY BILL MAT 01/07/25 Cpn 912797MW4	(49,218,236.11)		0.00	0.00	(49,218,236.11)
09/10/24	09/10/24	Buy	50,000,000.000	U.S. TREASURY BILL MAT 01/07/25 Cpn 912797MW4	(49,218,236.11)		0.00	0.00	(49,218,236.11)
09/10/24	09/10/24	Buy	50,000,000.000	U.S. TREASURY BILL MAT 01/07/25 Cpn 912797MW4	(49,218,236.11)		0.00	0.00	(49,218,236.11)
09/10/24	09/10/24	Buy	24,000,000.000	U.S. TREASURY BILL MAT 09/24/24 Cpn 912797LJ4	(23,953,146.67)		0.00	0.00	(23,953,146.67)
09/10/24	09/10/24	Buy	50,000,000.000	U.S. TREASURY BILL MAT 09/24/24 Cpn 912797LJ4	(49,902,388.89)		0.00	0.00	(49,902,388.89)
09/10/24	09/10/24	Buy	15,000,000.000	U.S. TREASURY BILL MAT 09/26/24 Cpn 912797KM8	(14,966,400.00)		0.00	0.00	(14,966,400.00)
09/10/24	09/10/24	Buy	50,000,000.000	U.S. TREASURY BILL MAT 09/26/24 Cpn 912797KM8	(49,888,000.00)		0.00	0.00	(49,888,000.00)
09/10/24	09/10/24	Buy	50,000,000.000	U.S. TREASURY BILL MAT 09/26/24 Cpn 912797KM8	(49,888,000.00)		0.00	0.00	(49,888,000.00)

TRANSACTIONS BY TYPE

Account Name: L.A. CARE HEALTH PLAN

09/01/2024
through 09/30/2024

Tr Date	St Date	Transaction Type	Units	Description		Proceeds / (Cost)	Accrued Interest (Purch) or Sold	G/L < 1 Yr Amort Cost	G/L > 1 Yr Amort Cost	Total Amount
09/10/24	09/10/24	Buy	50,000,000.000	U.S. TREASURY BILL MAT 09/26/24 Cpn	912797KM8	(49,888,000.00)		0.00	0.00	(49,888,000.00)
09/10/24	09/10/24	Buy	30,000,000.000	U.S. TREASURY BILL MAT 11/05/24 Cpn	912797MA2	(29,768,883.33)		0.00	0.00	(29,768,883.33)
09/10/24	09/10/24	Buy	50,000,000.000	U.S. TREASURY BILL MAT 11/05/24 Cpn	912797MA2	(49,614,805.56)		0.00	0.00	(49,614,805.56)
09/10/24	09/10/24	Buy	50,000,000.000	U.S. TREASURY BILL MAT 11/05/24 Cpn	912797MA2	(49,614,805.56)		0.00	0.00	(49,614,805.56)
09/10/24	09/10/24	Buy	50,000,000.000	U.S. TREASURY BILL MAT 11/05/24 Cpn	912797MA2	(49,614,805.56)		0.00	0.00	(49,614,805.56)
09/09/24	09/10/24	Buy	35,000,000.000	U.S. TREASURY BILL MAT 12/05/24 Cpn	912797LF2	(34,587,713.61)		0.00	0.00	(34,587,713.61)
09/10/24	09/10/24	Buy	20,000,000.000	U.S. TREASURY BILL MAT 12/05/24 Cpn	912797LF2	(19,767,465.56)		0.00	0.00	(19,767,465.56)
09/10/24	09/10/24	Buy	50,000,000.000	U.S. TREASURY BILL MAT 12/05/24 Cpn	912797LF2	(49,418,663.89)		0.00	0.00	(49,418,663.89)
09/10/24	09/10/24	Buy	50,000,000.000	CREDIT AGRICOLE CP MAT 09/11/24 Cpn	22533TJB3	(49,992,625.00)		0.00	0.00	(49,992,625.00)
09/10/24	09/10/24	Buy	39,000,000.000	FHLB DISCOUNT NOTE MAT 09/11/24 Cpn	313384F53	(38,994,377.50)		0.00	0.00	(38,994,377.50)
09/10/24	09/10/24	Buy	50,000,000.000	FHLB DISCOUNT NOTE MAT 09/11/24 Cpn	313384F53	(49,992,791.67)		0.00	0.00	(49,992,791.67)
09/10/24	09/10/24	Buy	50,000,000.000	FHLMC DISCOUNT NOTE MAT 09/17/24 Cpn	313396G31	(49,949,736.11)		0.00	0.00	(49,949,736.11)
09/10/24	09/10/24	Buy	50,000,000.000	FHLMC DISCOUNT NOTE MAT 09/17/24 Cpn	313396G31	(49,949,736.11)		0.00	0.00	(49,949,736.11)

TRANSACTIONS BY TYPE

Account Name: L.A. CARE HEALTH PLAN

09/01/2024
through 09/30/2024

Tr Date	St Date	Transaction Type	Units	Description	Proceeds / (Cost)	Accrued Interest (Purch) or Sold	G/L < 1 Yr Amort Cost	G/L > 1 Yr Amort Cost	Total Amount
09/10/24	09/10/24	Buy	50,000,000.000	FHLMC DISCOUNT NOTE MAT 09/17/24 Cpn 313396G31	(49,949,736.11)		0.00	0.00	(49,949,736.11)
09/10/24	09/10/24	Buy	50,000,000.000	FHLMC DISCOUNT NOTE MAT 09/17/24 Cpn 313396G31	(49,949,736.11)		0.00	0.00	(49,949,736.11)
09/10/24	09/10/24	Buy	50,000,000.000	FHLMC DISCOUNT NOTE MAT 10/07/24 Cpn 313396J79	(49,811,300.00)		0.00	0.00	(49,811,300.00)
09/10/24	09/10/24	Buy	50,000,000.000	FHLMC DISCOUNT NOTE MAT 10/07/24 Cpn 313396J79	(49,811,300.00)		0.00	0.00	(49,811,300.00)
09/10/24	09/10/24	Buy	50,000,000.000	FHLMC DISCOUNT NOTE MAT 10/07/24 Cpn 313396J79	(49,811,300.00)		0.00	0.00	(49,811,300.00)
09/09/24	09/10/24	Buy	21,450,000.000	KENVUE CP 144A MAT 10/02/24 Cpn 49177FK25	(21,382,229.92)		0.00	0.00	(21,382,229.92)
09/09/24	09/10/24	Buy	15,600,000.000	NOVARTIS FINANCE CP 144A MAT 10/04/24 Cpn 6698M4K43	(15,546,440.00)		0.00	0.00	(15,546,440.00)
09/10/24	09/10/24	Buy	20,000,000.000	TVA DISCOUNT NOTE MAT 09/25/24 Cpn 880592H37	(19,956,916.67)		0.00	0.00	(19,956,916.67)
09/10/24	09/10/24	Buy	50,000,000.000	TVA DISCOUNT NOTE MAT 09/25/24 Cpn 880592H37	(49,892,291.67)		0.00	0.00	(49,892,291.67)
09/10/24	09/10/24	Buy	50,000,000.000	TVA DISCOUNT NOTE MAT 09/25/24 Cpn 880592H37	(49,892,291.67)		0.00	0.00	(49,892,291.67)
09/10/24	09/10/24	Buy	19,000,000.000	TVA DISCOUNT NOTE MAT 09/25/24 Cpn 880592H37	(18,959,070.83)		0.00	0.00	(18,959,070.83)
09/10/24	09/10/24	Buy	50,000,000.000	TVA DISCOUNT NOTE MAT 09/25/24 Cpn 880592H37	(49,892,291.67)		0.00	0.00	(49,892,291.67)
09/10/24	09/10/24	Buy	50,000,000.000	TVA DISCOUNT NOTE MAT 09/25/24 Cpn 880592H37	(49,892,291.67)		0.00	0.00	(49,892,291.67)

TRANSACTIONS BY TYPE

Account Name: L.A. CARE HEALTH PLAN

09/01/2024
through 09/30/2024

Tr Date	St Date	Transaction Type	Units	Description		Proceeds / (Cost)	Accrued Interest (Purch) or Sold	G/L < 1 Yr Amort Cost	G/L > 1 Yr Amort Cost	Total Amount
09/11/24	09/11/24	Buy	50,000,000.000	CREDIT AGRICOLE CP MAT 09/16/24 Cpn	22533TJG2	(49,963,125.00)		0.00	0.00	(49,963,125.00)
09/11/24	09/11/24	Buy	20,000,000.000	FHLB DISCOUNT NOTE MAT 09/12/24 Cpn	313384F61	(19,997,116.67)		0.00	0.00	(19,997,116.67)
09/11/24	09/11/24	Buy	50,000,000.000	FHLB DISCOUNT NOTE MAT 09/12/24 Cpn	313384F61	(49,992,791.67)		0.00	0.00	(49,992,791.67)
09/11/24	09/11/24	Buy	50,000,000.000	FHLB DISCOUNT NOTE MAT 09/12/24 Cpn	313384F61	(49,992,791.67)		0.00	0.00	(49,992,791.67)
09/11/24	09/11/24	Buy	14,500,000.000	UNIVERSITY OF CHICAGO CP TXB MAT 09/17/24 Cpn	91336CJH1	(14,487,109.50)		0.00	0.00	(14,487,109.50)
09/12/24	09/12/24	Buy	50,000,000.000	FHLB DISCOUNT NOTE MAT 09/13/24 Cpn	313384F79	(49,992,847.22)		0.00	0.00	(49,992,847.22)
09/12/24	09/12/24	Buy	50,000,000.000	FHLB DISCOUNT NOTE MAT 09/13/24 Cpn	313384F79	(49,992,847.22)		0.00	0.00	(49,992,847.22)
09/12/24	09/12/24	Buy	50,000,000.000	FHLB DISCOUNT NOTE MAT 09/13/24 Cpn	313384F79	(49,992,847.22)		0.00	0.00	(49,992,847.22)
09/12/24	09/12/24	Buy	50,000,000.000	FHLB DISCOUNT NOTE MAT 09/13/24 Cpn	313384F79	(49,992,847.22)		0.00	0.00	(49,992,847.22)
09/12/24	09/12/24	Buy	50,000,000.000	FHLB DISCOUNT NOTE MAT 09/13/24 Cpn	313384F79	(49,992,847.22)		0.00	0.00	(49,992,847.22)
09/13/24	09/13/24	Buy	50,000,000.000	CATERPILLAR FIN CP MAT 09/16/24 Cpn	14912DJG5	(49,978,083.33)		0.00	0.00	(49,978,083.33)
09/13/24	09/13/24	Buy	45,000,000.000	FHLB DISCOUNT NOTE MAT 11/06/24 Cpn	313384N54	(44,665,875.00)		0.00	0.00	(44,665,875.00)
09/13/24	09/13/24	Buy	50,000,000.000	FHLB DISCOUNT NOTE MAT 11/06/24 Cpn	313384N54	(49,628,750.00)		0.00	0.00	(49,628,750.00)

TRANSACTIONS BY TYPE

Account Name: L.A. CARE HEALTH PLAN

09/01/2024
through 09/30/2024

Tr Date	St Date	Transaction Type	Units	Description	Proceeds / (Cost)	Accrued Interest (Purch) or Sold	G/L < 1 Yr Amort Cost	G/L > 1 Yr Amort Cost	Total Amount
09/13/24	09/13/24	Buy	44,000,000.000	FHLB DISCOUNT NOTE MAT 12/13/24 Cpn 313384T25	(43,459,460.00)		0.00	0.00	(43,459,460.00)
09/13/24	09/13/24	Buy	40,000,000.000	FLORIDA POWER & LIGHT CP MAT 10/15/24 Cpn 34108AKF3	(39,818,311.11)		0.00	0.00	(39,818,311.11)
09/16/24	09/16/24	Buy	50,000,000.000	FHLB DISCOUNT NOTE MAT 09/17/24 Cpn 313384G37	(49,992,819.44)		0.00	0.00	(49,992,819.44)
09/16/24	09/16/24	Buy	50,000,000.000	FHLB DISCOUNT NOTE MAT 09/17/24 Cpn 313384G37	(49,992,819.44)		0.00	0.00	(49,992,819.44)
09/17/24	09/17/24	Buy	40,000,000.000	CREDIT AGRICOLE CP MAT 09/18/24 Cpn 22533TJJ6	(39,994,100.00)		0.00	0.00	(39,994,100.00)
09/17/24	09/17/24	Buy	33,000,000.000	CATERPILLAR FIN CP MAT 09/18/24 Cpn 14912DJJ9	(32,995,169.17)		0.00	0.00	(32,995,169.17)
09/17/24	09/17/24	Buy	17,500,000.000	CUMMINS INC CP 144A MAT 09/25/24 Cpn 23102UJR4	(17,480,166.67)		0.00	0.00	(17,480,166.67)
09/17/24	09/17/24	Buy	5,000,000.000	FHLB DISCOUNT NOTE MAT 09/18/24 Cpn 313384G45	(4,999,283.33)		0.00	0.00	(4,999,283.33)
09/17/24	09/17/24	Buy	50,000,000.000	FHLB DISCOUNT NOTE MAT 09/18/24 Cpn 313384G45	(49,992,833.33)		0.00	0.00	(49,992,833.33)
09/17/24	09/17/24	Buy	50,000,000.000	FHLB DISCOUNT NOTE MAT 09/18/24 Cpn 313384G45	(49,992,833.33)		0.00	0.00	(49,992,833.33)
09/17/24	09/17/24	Buy	50,000,000.000	FHLB DISCOUNT NOTE MAT 09/18/24 Cpn 313384G45	(49,992,833.33)		0.00	0.00	(49,992,833.33)
09/17/24	09/17/24	Buy	40,000,000.000	FHLB DISCOUNT NOTE MAT 09/19/24 Cpn 313384G52	(39,988,633.33)		0.00	0.00	(39,988,633.33)
09/17/24	09/17/24	Buy	50,000,000.000	FHLB DISCOUNT NOTE MAT 09/19/24 Cpn 313384G52	(49,985,791.67)		0.00	0.00	(49,985,791.67)

TRANSACTIONS BY TYPE

Account Name: L.A. CARE HEALTH PLAN

09/01/2024
through 09/30/2024

Tr Date	St Date	Transaction Type	Units	Description	Proceeds / (Cost)	Accrued Interest (Purch) or Sold	G/L < 1 Yr Amort Cost	G/L > 1 Yr Amort Cost	Total Amount
09/17/24	09/17/24	Buy	5,000,000.000	FHLMC DISCOUNT NOTE MAT 09/20/24 Cpn 313396G64	(4,997,895.83)		0.00	0.00	(4,997,895.83)
09/17/24	09/17/24	Buy	50,000,000.000	FHLMC DISCOUNT NOTE MAT 09/20/24 Cpn 313396G64	(49,978,958.33)		0.00	0.00	(49,978,958.33)
09/19/24	09/19/24	Buy	10,900,000.000	CA LOS ANGELES WASTEWATER MAT 10/15/24 Cpn 4.92 54466DBK0	(10,900,000.00)		0.00	0.00	(10,900,000.00)
09/20/24	09/20/24	Buy	20,000,000.000	AIR PRODUCTS & CHEMICALS CP 1 MAT 09/24/24 Cpn 00915SJQ6	(19,989,288.89)		0.00	0.00	(19,989,288.89)
09/20/24	09/20/24	Buy	45,000,000.000	CREDIT AGRICOLE CP MAT 09/23/24 Cpn 22533TJP2	(44,981,962.50)		0.00	0.00	(44,981,962.50)
09/24/24	09/24/24	Buy	40,000,000.000	CREDIT AGRICOLE CP MAT 09/25/24 Cpn 22533TJR8	(39,994,655.56)		0.00	0.00	(39,994,655.56)
09/25/24	09/25/24	Buy	40,000,000.000	AUTOMATIC DATA CP 144A MAT 09/26/24 Cpn 0530A2JS0	(39,994,644.44)		0.00	0.00	(39,994,644.44)
09/25/24	09/25/24	Buy	40,000,000.000	ALPHABET CP 144A MAT 10/04/24 Cpn 02079NK42	(39,952,200.00)		0.00	0.00	(39,952,200.00)
09/25/24	09/25/24	Buy	25,000,000.000	COLGATE-PALMOLIVE CP 144A MAT 09/27/24 Cpn 19416EJT5	(24,993,361.11)		0.00	0.00	(24,993,361.11)
09/25/24	09/25/24	Buy	39,980,000.000	FHLB DISCOUNT NOTE MAT 09/26/24 Cpn 313384H44	(39,974,858.13)		0.00	0.00	(39,974,858.13)
09/25/24	09/25/24	Buy	50,000,000.000	FHLB DISCOUNT NOTE MAT 09/26/24 Cpn 313384H44	(49,993,569.44)		0.00	0.00	(49,993,569.44)
09/25/24	09/25/24	Buy	50,000,000.000	FHLB DISCOUNT NOTE MAT 09/26/24 Cpn 313384H44	(49,993,569.44)		0.00	0.00	(49,993,569.44)
09/25/24	09/25/24	Buy	50,000,000.000	FHLB DISCOUNT NOTE MAT 09/26/24 Cpn 313384H44	(49,993,569.44)		0.00	0.00	(49,993,569.44)

TRANSACTIONS BY TYPE

Account Name: L.A. CARE HEALTH PLAN

09/01/2024
through 09/30/2024

Tr Date	St Date	Transaction Type	Units	Description	Proceeds / (Cost)	Accrued Interest (Purch) or Sold	G/L < 1 Yr Amort Cost	G/L > 1 Yr Amort Cost	Total Amount
09/25/24	09/25/24	Buy	50,000,000.000	FHLB DISCOUNT NOTE MAT 09/26/24 Cpn 313384H44	(49,993,569.44)		0.00	0.00	(49,993,569.44)
09/25/24	09/25/24	Buy	19,400,000.000	FHLB DISCOUNT NOTE MAT 09/26/24 Cpn 313384H44	(19,397,504.94)		0.00	0.00	(19,397,504.94)
09/25/24	09/25/24	Buy	9,600,000.000	ILLINOIS TOOL WORKS CP 144A MAT 09/26/24 Cpn 4523ELJS5	(9,598,717.33)		0.00	0.00	(9,598,717.33)
09/25/24	09/25/24	Buy	30,000,000.000	ROCHE HOLDINGS CP 144A MAT 10/09/24 Cpn 77119LK99	(29,944,583.33)		0.00	0.00	(29,944,583.33)
09/25/24	09/25/24	Buy	50,000,000.000	TVA DISCOUNT NOTE MAT 10/09/24 Cpn 880592J92	(49,909,194.44)		0.00	0.00	(49,909,194.44)
09/25/24	09/25/24	Buy	25,000,000.000	TVA DISCOUNT NOTE MAT 09/30/24 Cpn 880592H86	(24,983,819.44)		0.00	0.00	(24,983,819.44)
09/26/24	09/26/24	Buy	40,000,000.000	CREDIT AGRICOLE CP MAT 09/27/24 Cpn 22533TJT4	(39,994,655.56)		0.00	0.00	(39,994,655.56)
09/26/24	09/26/24	Buy	8,975,000.000	CA STATE GO/ULT CP TXB MAT 10/29/24 Cpn 4.80 13068BLE5	(8,975,000.00)		0.00	0.00	(8,975,000.00)
09/26/24	09/26/24	Buy	12,000,000.000	FHLB DISCOUNT NOTE MAT 09/30/24 Cpn 313384H85	(11,993,906.67)		0.00	0.00	(11,993,906.67)
09/25/24	09/26/24	Buy	10,000,000.000	MASSACHUSETTS MUTUAL CP 144 MAT 10/24/24 Cpn 57576JKQ4	(9,962,666.67)		0.00	0.00	(9,962,666.67)
09/26/24	09/26/24	Buy	25,000,000.000	TVA DISCOUNT NOTE MAT 09/30/24 Cpn 880592H86	(24,987,305.56)		0.00	0.00	(24,987,305.56)
09/26/24	09/26/24	Buy	2,500,000.000	UNIVERSITY OF CHICAGO CP TXB MAT 10/15/24 Cpn 91336CKF3	(2,493,612.44)		0.00	0.00	(2,493,612.44)

TRANSACTIONS BY TYPE

Account Name: L.A. CARE HEALTH PLAN

09/01/2024
through 09/30/2024

Tr Date	St Date	Transaction Type	Units	Description	Proceeds / (Cost)	Accrued Interest (Purch) or Sold	G/L < 1 Yr Amort Cost	G/L > 1 Yr Amort Cost	Total Amount
Fixed Income - cont.									
09/24/24	09/27/24	Buy	3,700,000.000	ALLYA 2024-2 A2 CAR MAT 07/15/27 Cpn 4.46 02007NAB4	(3,699,728.05)		0.00	0.00	(3,699,728.05)
			<u>3,974,005,000.000</u>		<u>(3,962,669,763.34)</u>		<u>0.00</u>	<u>0.00</u>	<u>(3,962,669,763.34)</u>
09/07/24	09/07/24	Coupon		SKANDINAVISKA BK YCD FRN SOF MAT 03/07/25 Cpn 5.13 83050P5X3		216,020.83	0.00	0.00	216,020.83
09/09/24	09/09/24	Coupon		CCCIT 2023-A2 A2 CARD MAT 12/08/27 Cpn 5.85 17305EGX7		27,372.63	0.00	0.00	27,372.63
09/10/24	09/10/24	Coupon		CRVNA 2021-P2 A4 CAR MAT 01/10/27 Cpn 0.80 14687TAD9		1,747.34	0.00	0.00	1,747.34
09/10/24	09/10/24	Coupon		CRVNA 2021-P4 A3 CAR MAT 01/11/27 Cpn 1.31 14687KAC0		6,165.72	0.00	0.00	6,165.72
09/10/24	09/10/24	Coupon		CRVNA 2024-P1 A2 CAR 144A MAT 08/10/27 Cpn 5.50 14688NAB5		16,361.94	0.00	0.00	16,361.94
09/10/24	09/10/24	Coupon		NY LONG ISLAND POWER AUTH CP MAT 09/10/24 Cpn 5.52 54270XDS3		97,750.00	0.00	0.00	97,750.00
09/13/24	09/13/24	Coupon		MMAF 2024-A A2 EQP 144A MAT 09/13/27 Cpn 5.20 55318CAB0		10,400.00	0.00	0.00	10,400.00
09/15/24	09/15/24	Coupon		BAAT 2023-1A A2 CAR 144A MAT 05/15/26 Cpn 5.83 06428AAB4		10,224.76	0.00	0.00	10,224.76
09/15/24	09/15/24	Coupon		CARMX 2021-3 A3 CAR MAT 06/15/26 Cpn 0.55 14317DAC4		953.75	0.00	0.00	953.75
09/15/24	09/15/24	Coupon		CARMX 2022-3 A3 CAR MAT 04/15/27 Cpn 3.97 14318MAD1		10,768.43	0.00	0.00	10,768.43

TRANSACTIONS BY TYPE

Account Name: L.A. CARE HEALTH PLAN

09/01/2024
through 09/30/2024

Tr Date	St Date	Transaction Type	Units	Description	Proceeds / (Cost)	Accrued Interest (Purch) or Sold	G/L < 1 Yr Amort Cost	G/L > 1 Yr Amort Cost	Total Amount
09/15/24	09/15/24	Coupon		CARMX 2022-3 A3 CAR MAT 04/15/27 Cpn 3.97 14318MAD1		25,453.88	0.00	0.00	25,453.88
09/15/24	09/15/24	Coupon		CARMX 2023-1 A3 CAR MAT 10/15/27 Cpn 4.75 14318DAC3		26,125.00	0.00	0.00	26,125.00
09/15/24	09/15/24	Coupon		CARMX 2024-A2A CAR MAT 03/15/27 Cpn 5.30 14318WAB3		4,849.63	0.00	0.00	4,849.63
09/15/24	09/15/24	Coupon		CARMX 2024-A2A CAR MAT 03/15/27 Cpn 5.30 14318WAB3		4,041.36	0.00	0.00	4,041.36
09/15/24	09/15/24	Coupon		CARMX 2024-2 A2A CAR MAT 05/17/27 Cpn 5.65 14319EAC0		19,775.00	0.00	0.00	19,775.00
09/15/24	09/15/24	Coupon		DTRT 2024-1 A2 EQP MAT 04/15/26 Cpn 5.60 233874AB2		17,266.67	0.00	0.00	17,266.67
09/15/24	09/15/24	Coupon		FORDL 2023-B A3 LEASE MAT 10/15/26 Cpn 5.91 34529NAD2		51,756.83	0.00	0.00	51,756.83
09/15/24	09/15/24	Coupon		GALC 2022-1 A3 EQP 144A MAT 09/15/26 Cpn 5.08 39154TBW7		21,166.67	0.00	0.00	21,166.67
09/15/24	09/15/24	Coupon		GALC 2024-1 A2 EQP 144A MAT 08/17/26 Cpn 5.32 39154TCH9		11,083.33	0.00	0.00	11,083.33
09/15/24	09/15/24	Coupon		GALC 2024-2 A2 EQP 144A MAT 03/15/27 Cpn 5.28 39154GAB2		8,800.00	0.00	0.00	8,800.00
09/15/24	09/15/24	Coupon		GFORT 2024-1A A2 FLOORPLAN 14 MAT 03/15/29 Cpn 6.09 361886DB7		7,358.14	0.00	0.00	7,358.14
09/15/24	09/15/24	Coupon		HALST 2024-A A2A LEASE 144A MAT 06/15/26 Cpn 5.15 448988AB1		7,753.88	0.00	0.00	7,753.88
09/15/24	09/15/24	Coupon		HAROT 2023-2 A2 CAR MAT 04/15/26 Cpn 5.41 437927AB2		13,974.63	0.00	0.00	13,974.63

TRANSACTIONS BY TYPE

Account Name: L.A. CARE HEALTH PLAN

09/01/2024
through 09/30/2024

Tr Date	St Date	Transaction Type	Units	Description	Proceeds / (Cost)	Accrued Interest (Purch) or Sold	G/L < 1 Yr Amort Cost	G/L > 1 Yr Amort Cost	Total Amount
09/15/24	09/15/24	Coupon		HART 2021-C A3 CAR MAT 05/15/26 Cpn 0.74 44935FAD6		838.05	0.00	0.00	838.05
09/15/24	09/15/24	Coupon		HART 2023-A A2A CAR MAT 12/15/25 Cpn 5.19 448979AB0		935.38	0.00	0.00	935.38
09/15/24	09/15/24	Coupon		HART 2023-B A2A CAR MAT 05/15/26 Cpn 5.77 44933XAB3		8,443.60	0.00	0.00	8,443.60
09/15/24	09/15/24	Coupon		HART 2023-C A2A CAR MAT 01/15/27 Cpn 5.80 44918CAB8		7,506.52	0.00	0.00	7,506.52
09/15/24	09/15/24	Coupon		HART 20024-A A2A CAR MAT 04/15/27 Cpn 5.29 448973AB3		16,310.83	0.00	0.00	16,310.83
09/15/24	09/15/24	Coupon		INTL BANK RECON & DEVELOP SO MAT 06/15/27 Cpn 5.19 459058LH4		41,521.99	0.00	0.00	41,521.99
09/15/24	09/15/24	Coupon		JOHN DEERE 2021-A A3 EQP MAT 09/15/25 Cpn 0.36 47788UAC6		133.71	0.00	0.00	133.71
09/15/24	09/15/24	Coupon		LADAR 2024-2A A2 CAR 144A MAT 03/15/27 Cpn 5.70 505920AB4		34,675.00	0.00	0.00	34,675.00
09/15/24	09/15/24	Coupon		LADAR 2024-1A A2 CAR 144A MAT 11/16/26 Cpn 5.44 501689AB9		10,686.79	0.00	0.00	10,686.79
09/15/24	09/15/24	Coupon		TAOT 2023-D A2A CAR MAT 11/16/26 Cpn 5.80 89239FAB8		14,636.41	0.00	0.00	14,636.41
09/15/24	09/15/24	Coupon		WLAKE 2023-P1 A2 CAR 144A MAT 02/16/27 Cpn 5.89 96042UAB7		18,566.38	0.00	0.00	18,566.38
09/15/24	09/15/24	Coupon		WORLD OMNI 2020-C A4 CAR MAT 10/15/26 Cpn 0.61 98163CAF7		1,962.58	0.00	0.00	1,962.58
09/15/24	09/15/24	Coupon		WOART 2022-C A3 CAR MAT 10/15/27 Cpn 3.66 98163TAD5		28,975.00	0.00	0.00	28,975.00

TRANSACTIONS BY TYPE

Account Name: L.A. CARE HEALTH PLAN

09/01/2024
through 09/30/2024

Tr Date	St Date	Transaction Type	Units	Description	Proceeds / (Cost)	Accrued Interest (Purch) or Sold	G/L < 1 Yr Amort Cost	G/L > 1 Yr Amort Cost	Total Amount
09/15/24	09/15/24	Coupon		WOART 2023-A A2A CAR MAT 07/15/26 Cpn 5.18 98164JAB0		4,881.35	0.00	0.00	4,881.35
09/16/24	09/16/24	Coupon		CCG 2024-1 A1 EQP 144A MAT 08/14/25 Cpn 5.41 12515PAA5		21,328.36	0.00	0.00	21,328.36
09/16/24	09/16/24	Coupon		FORDF 2024-1 A2 FLOORPLAN 144 MAT 04/15/29 Cpn 6.09 34528QJB1		54,253.60	0.00	0.00	54,253.60
09/16/24	09/16/24	Coupon		FORDO 2024-A A1 CAR MAT 04/15/25 Cpn 5.52 34535EAA0		4,931.35	0.00	0.00	4,931.35
09/16/24	09/16/24	Coupon		GMCAR 2021-4 A3 CAR MAT 09/16/26 Cpn 0.68 362554AC1		1,035.66	0.00	0.00	1,035.66
09/16/24	09/16/24	Coupon		GMCAR 2023-2 A2A CAR MAT 05/18/26 Cpn 5.10 362583AB2		1,295.36	0.00	0.00	1,295.36
09/16/24	09/16/24	Coupon		GMCAR 2023-2 A2A CAR MAT 05/18/26 Cpn 5.10 362583AB2		408.04	0.00	0.00	408.04
09/16/24	09/16/24	Coupon		GMCAR 2023-3 A2A CAR MAT 09/16/26 Cpn 5.74 36267KAB3		6,711.06	0.00	0.00	6,711.06
09/16/24	09/16/24	Coupon		GMCAR 2024-1 A2B CAR MAT 02/16/27 Cpn 5.74 36268GAC9		5,594.57	0.00	0.00	5,594.57
09/16/24	09/16/24	Coupon		GMCAR 2024-2 A2A CAR MAT 03/16/27 Cpn 5.33 379931AB4		37,754.17	0.00	0.00	37,754.17
09/16/24	09/16/24	Coupon		HALST 2024-B A2B LEASE 144A MAT 10/15/26 Cpn 5.79 44934FAC9		39,464.00	0.00	0.00	39,464.00
09/16/24	09/16/24	Coupon		INTER-AMERICAN DEV BANK FRN MAT 09/16/26 Cpn 5.51 4581X0DY1		209,789.13	0.00	0.00	209,789.13
09/16/24	09/16/24	Coupon		MBALT 2024-A A2B LEASE MAT 02/16/27 Cpn 5.76 58770JAC8		15,396.08	0.00	0.00	15,396.08

TRANSACTIONS BY TYPE

Account Name: L.A. CARE HEALTH PLAN

09/01/2024
through 09/30/2024

Tr Date	St Date	Transaction Type	Units	Description	Proceeds / (Cost)	Accrued Interest (Purch) or Sold	G/L < 1 Yr Amort Cost	G/L > 1 Yr Amort Cost	Total Amount
09/16/24	09/16/24	Coupon		PFSFC 2024-E A INS 144A MAT 07/15/28 Cpn 6.19 69335PFL4		74,483.15	0.00	0.00	74,483.15
09/18/24	09/18/24	Coupon		INTL BANK RECON & DEVELOP FR MAT 09/18/25 Cpn 5.22 459058JJ3		299,840.40	0.00	0.00	299,840.40
09/19/24	09/19/24	Coupon		CA LOS ANGELES WASTEWATER MAT 09/19/24 Cpn 5.44 54466DBJ3		207,717.33	0.00	0.00	207,717.33
09/20/24	09/20/24	Coupon		DLLAD 2024-1A A1 EQP 144A MAT 05/20/25 Cpn 5.54 23346MAA4		11,883.20	0.00	0.00	11,883.20
09/20/24	09/20/24	Coupon		DLLAD 2024-1A A2 EQP 144A MAT 08/20/27 Cpn 5.50 23346MAB2		27,041.67	0.00	0.00	27,041.67
09/20/24	09/20/24	Coupon		DLLMT 2024-1A A1 144A MAT 08/20/25 Cpn 5.35 23347AAA9		21,456.61	0.00	0.00	21,456.61
09/20/24	09/20/24	Coupon		DLLST 2024-1A A2 EQP 144A MAT 01/20/26 Cpn 5.33 23346HAB3		3,553.33	0.00	0.00	3,553.33
09/20/24	09/20/24	Coupon		EFF 2023-1 A2 FLEET 144A MAT 01/22/29 Cpn 5.51 29375CAB5		37,749.14	0.00	0.00	37,749.14
09/20/24	09/20/24	Coupon		EFF 2024-2 A1 FLEET 144A MAT 05/20/25 Cpn 5.61 29375RAA4		15,065.81	0.00	0.00	15,065.81
09/20/24	09/20/24	Coupon		EFF 2024-3 A1 FLEET 144A MAT 07/21/25 Cpn 5.49 29375QAA6		11,314.79	0.00	0.00	11,314.79
09/20/24	09/20/24	Coupon		EFF 2024-3 A2 FLEET 144A MAT 04/20/27 Cpn 5.31 29375QAB4		26,107.50	0.00	0.00	26,107.50
09/20/24	09/20/24	Coupon		GMALT 2022-3 A3 LEASE MAT 09/22/25 Cpn 4.01 380130AD6		1,399.11	0.00	0.00	1,399.11
09/20/24	09/20/24	Coupon		GMALT 2023-2 A3 LEASE MAT 07/20/26 Cpn 5.05 362548AD1		42,083.33	0.00	0.00	42,083.33

TRANSACTIONS BY TYPE

Account Name: L.A. CARE HEALTH PLAN

09/01/2024
through 09/30/2024

Tr Date	St Date	Transaction Type	Units	Description	Proceeds / (Cost)	Accrued Interest (Purch) or Sold	G/L < 1 Yr Amort Cost	G/L > 1 Yr Amort Cost	Total Amount
09/20/24	09/20/24	Coupon		GMALT 2024-1 A2A LEASE MAT 06/22/26 Cpn 5.18 36269FAB2		9,942.78	0.00	0.00	9,942.78
09/20/24	09/20/24	Coupon		GMALT 2024-2 A2A LEASE MAT 09/21/26 Cpn 5.43 36269WAB5		17,195.00	0.00	0.00	17,195.00
09/20/24	09/20/24	Coupon		SBALT 2024-A A2 LEASE 144A MAT 01/20/26 Cpn 5.45 78414SAC8		16,269.58	0.00	0.00	16,269.58
09/20/24	09/20/24	Coupon		SBALT 2024-B A2 LEASE 144A MAT 11/20/26 Cpn 5.67 78437VAC4		24,097.50	0.00	0.00	24,097.50
09/20/24	09/20/24	Coupon		SFAST 2024-1A A2 CAR 144A MAT 06/21/27 Cpn 5.35 78435VAB8		10,112.16	0.00	0.00	10,112.16
09/20/24	09/20/24	Coupon		TESLA 2024-A A2A LEASE 144A MAT 06/22/26 Cpn 5.37 88166VAB2		2,201.47	0.00	0.00	2,201.47
09/20/24	09/20/24	Coupon		TEVT 2023-1 A2B CAR 144A MAT 12/21/26 Cpn 5.87 881943AC8		25,793.09	0.00	0.00	25,793.09
09/20/24	09/20/24	Coupon		VALET 2023-1 A2A CAR MAT 12/21/26 Cpn 5.50 92867WAB4		3,694.22	0.00	0.00	3,694.22
09/20/24	09/20/24	Coupon		VWALT 2024-A A2A LEASE MAT 12/21/26 Cpn 5.40 92866EAB5		12,600.00	0.00	0.00	12,600.00
09/20/24	09/20/24	Coupon		VZMT 2022-6 A PHONE MAT 01/22/29 Cpn 3.67 92348KAZ6		30,583.33	0.00	0.00	30,583.33
09/20/24	09/20/24	Coupon		VZMT 2024-1 A1B PHONE MAT 12/20/28 Cpn 5.99 92348KCM3		9,822.44	0.00	0.00	9,822.44
09/21/24	09/21/24	Coupon		HAROT 2024-3 A2 CAR MAT 02/22/27 Cpn 4.89 43813YAB8		7,131.25	0.00	0.00	7,131.25
09/23/24	09/23/24	Coupon		INTL BK RECON & DEVELOP FRN S MAT 09/23/26 Cpn 5.20 459058KK8		19,508.85	0.00	0.00	19,508.85

TRANSACTIONS BY TYPE

Account Name: L.A. CARE HEALTH PLAN

09/01/2024
through 09/30/2024

Tr Date	St Date	Transaction Type	Units	Description	Proceeds / (Cost)	Accrued Interest (Purch) or Sold	G/L < 1 Yr Amort Cost	G/L > 1 Yr Amort Cost	Total Amount
09/23/24	09/23/24	Coupon		INTL BK RECON & DEVELOP FRN S MAT 09/23/26 Cpn 5.20 459058KK8		62,543.09	0.00	0.00	62,543.09
09/23/24	09/23/24	Coupon		SVENSKA HANDELSBANKEN NY Y MAT 02/21/25 Cpn 5.08 86959TEL6		73,275.58	0.00	0.00	73,275.58
09/25/24	09/25/24	Coupon		BMWLT 2024-1 A2A LEASE MAT 07/27/26 Cpn 5.10 05611UAB9		11,697.37	0.00	0.00	11,697.37
09/25/24	09/25/24	Coupon		BMWOT 2023-A A2A CAR MAT 04/27/26 Cpn 5.72 05592XAB6		10,628.71	0.00	0.00	10,628.71
09/25/24	09/25/24	Coupon		CHAOT 2024-1A A2 CAR 144A MAT 04/26/27 Cpn 5.48 16144BAB4		10,606.10	0.00	0.00	10,606.10
09/25/24	09/25/24	Coupon		FHMS KI07 A SOFRFRN MAT 09/25/26 Cpn 5.52 3137H3KA9		33,042.61	0.00	0.00	33,042.61
09/25/24	09/25/24	Coupon		FHMS KI08 A 1MOFRN CMBS MAT 10/25/26 Cpn 5.55 3137H4RC6		9,293.39	0.00	0.00	9,293.39
09/25/24	09/25/24	Coupon		FHMS KS09 A MAT 10/25/27 Cpn 5.75 3137FCK52		63,988.10	0.00	0.00	63,988.10
09/25/24	09/25/24	Coupon		FNA 2015-M6 FA MAT 01/25/26 Cpn 5.77 3136ANLN5		10,342.97	0.00	0.00	10,342.97
09/30/24	09/30/24	Coupon		CANADIAN IMPERIAL BANK YCD FR MAT 05/29/25 Cpn 5.10 13606K7D2		56,225.00	0.00	0.00	56,225.00
						<u>2,515,495.35</u>	<u>0.00</u>	<u>0.00</u>	<u>2,515,495.35</u>

TRANSACTIONS BY TYPE

Account Name: L.A. CARE HEALTH PLAN

09/01/2024
through 09/30/2024

Tr Date	St Date	Transaction Type	Units	Description		Proceeds / (Cost)	Accrued Interest (Purch) or Sold	G/L < 1 Yr Amort Cost	G/L > 1 Yr Amort Cost	Total Amount
09/01/24	09/01/24	Income	3,714.530	ADJ NET INT MAT	Cpn USD		3,714.53	0.00	0.00	3,714.53
09/01/24	09/01/24	Income	516,724.650	STIF INT MAT	Cpn USD		516,724.65	0.00	0.00	516,724.65
			<u>520,439.180</u>				<u>520,439.18</u>	<u>0.00</u>	<u>0.00</u>	<u>520,439.18</u>
09/10/24	09/10/24	Contributn	1,460,000,000.000	NM MAT	Cpn USD	1,460,000,000.00		0.00	0.00	1,460,000,000.00
09/04/24	09/05/24	Sell Long	50,000,000.000	U.S. TREASURY BILL MAT 10/10/24	Cpn 912797KT3	48,698,583.34	1,053,499.99	2,916.66	0.00	49,752,083.33
09/04/24	09/05/24	Sell Long	50,000,000.000	U.S. TREASURY BILL MAT 10/10/24	Cpn 912797KT3	48,698,583.34	1,053,499.99	2,916.66	0.00	49,752,083.33
09/19/24	09/19/24	Sell Long	11,000,000.000	U.S. TREASURY BILL MAT 09/24/24	Cpn 912797LJ4	10,813,587.44	179,324.44	917.44	0.00	10,992,911.88
09/23/24	09/23/24	Sell Long	9,000,000.000	U.S. TREASURY BILL MAT 09/24/24	Cpn 912797LJ4	8,846,888.50	151,960.00	158.50	0.00	8,998,848.50
09/26/24	09/26/24	Call	10,000,000.000	FHLB C 2/26/2024 M MAT 01/26/26	Cpn 5.50 3130AYP59	10,000,000.00	91,666.67	8,282.31	0.00	10,091,666.67
09/27/24	09/30/24	Sell Long	30,000,000.000	U.S. TREASURY BILL MAT 10/01/24	Cpn 912797LK1	29,885,236.67	111,030.83	537.92	0.00	29,996,267.50
			<u>160,000,000.000</u>			<u>156,942,879.28</u>	<u>2,640,981.93</u>	<u>15,729.50</u>	<u>0.00</u>	<u>159,583,861.21</u>

TRANSACTIONS BY TYPE

Account Name: L.A. CARE HEALTH PLAN

09/01/2024
through 09/30/2024

Tr Date	St Date	Transaction Type	Units	Description	Proceeds / (Cost)	Accrued Interest (Purch) or Sold	G/L < 1 Yr Amort Cost	G/L > 1 Yr Amort Cost	Total Amount
09/10/24	09/10/24	Pay Princpl	204,786.249	CRVNA 2021-P2 A4 CAR MAT 01/10/27 Cpn 0.80 14687TAD9	204,786.25		6,914.13	0.00	204,786.25
09/10/24	09/10/24	Pay Princpl	607,287.836	CRVNA 2021-P4 A3 CAR MAT 01/11/27 Cpn 1.31 14687KAC0	607,287.84		11,417.55	0.00	607,287.84
09/10/24	09/10/24	Pay Princpl	322,797.944	CRVNA 2024-P1 A2 CAR 144A MAT 08/10/27 Cpn 5.50 14688NAB5	322,797.94		13.17	0.00	322,797.94
09/13/24	09/13/24	Pay Princpl	32,739.041	MMAF 2024-A A2 EQP 144A MAT 09/13/27 Cpn 5.20 55318CAB0	32,739.04		0.07	0.00	32,739.04
09/15/24	09/15/24	Pay Princpl	355,766.203	BAAT 2023-1A A2 CAR 144A MAT 05/15/26 Cpn 5.83 06428AAB4	355,766.20		0.00	5.25	355,766.20
09/15/24	09/15/24	Pay Princpl	270,960.935	CARMX 2021-3 A3 CAR MAT 06/15/26 Cpn 0.55 14317DAC4	270,960.94		0.00	3,995.79	270,960.94
09/15/24	09/15/24	Pay Princpl	222,986.534	CARMX 2022-3 A3 CAR MAT 04/15/27 Cpn 3.97 14318MAD1	222,986.53		2,409.32	0.00	222,986.53
09/15/24	09/15/24	Pay Princpl	527,084.419	CARMX 2022-3 A3 CAR MAT 04/15/27 Cpn 3.97 14318MAD1	527,084.42		5,309.41	0.00	527,084.42
09/15/24	09/15/24	Pay Princpl	95,118.325	CARMX 2024-A2A CAR MAT 03/15/27 Cpn 5.30 14318WAB3	95,118.33		2.74	0.00	95,118.33
09/15/24	09/15/24	Pay Princpl	79,265.271	CARMX 2024-A2A CAR MAT 03/15/27 Cpn 5.30 14318WAB3	79,265.27		206.04	0.00	79,265.27
09/15/24	09/15/24	Pay Princpl	67,394.893	DTRT 2024-1 A2 EQP MAT 04/15/26 Cpn 5.60 233874AB2	67,394.89		1.16	0.00	67,394.89
09/15/24	09/15/24	Pay Princpl	92,918.630	HALST 2024-A A2A LEASE 144A MAT 06/15/26 Cpn 5.15 448988AB1	92,918.63		0.17	0.00	92,918.63
09/15/24	09/15/24	Pay Princpl	408,173.946	HAROT 2023-2 A2 CAR MAT 04/15/26 Cpn 5.41 437927AB2	408,173.95		0.00	8.94	408,173.95

TRANSACTIONS BY TYPE

Account Name: L.A. CARE HEALTH PLAN

09/01/2024
through 09/30/2024

Tr Date	St Date	Transaction Type	Units	Description	Proceeds / (Cost)	Accrued Interest (Purch) or Sold	G/L < 1 Yr Amort Cost	G/L > 1 Yr Amort Cost	Total Amount
09/15/24	09/15/24	Pay Princpl	230,205.165	HART 2021-C A3 CAR MAT 05/15/26 Cpn 0.74 44935FAD6	230,205.17		0.00	3,018.22	230,205.17
09/15/24	09/15/24	Pay Princpl	72,713.228	HART 2023-A A2A CAR MAT 12/15/25 Cpn 5.19 448979AB0	72,713.23		0.00	60.79	72,713.23
09/15/24	09/15/24	Pay Princpl	239,706.901	HART 2023-B A2A CAR MAT 05/15/26 Cpn 5.77 44933XAB3	239,706.90		0.00	1.85	239,706.90
09/15/24	09/15/24	Pay Princpl	139,735.370	HART 2023-C A2A CAR MAT 01/15/27 Cpn 5.80 44918CAB8	139,735.37		3.80	0.00	139,735.37
09/15/24	09/15/24	Pay Princpl	31,577.639	HART 20024-A A2A CAR MAT 04/15/27 Cpn 5.29 448973AB3	31,577.64		0.28	0.00	31,577.64
09/15/24	09/15/24	Pay Princpl	378,503.895	JOHN DEERE 2021-A A3 EQP MAT 09/15/25 Cpn 0.36 47788UAC6	378,503.90		2,360.75	0.00	378,503.90
09/15/24	09/15/24	Pay Princpl	278,795.628	LADAR 2024-1A A2 CAR 144A MAT 11/16/26 Cpn 5.44 501689AB9	278,795.63		7.51	0.00	278,795.63
09/15/24	09/15/24	Pay Princpl	257,574.273	TAOT 2023-D A2A CAR MAT 11/16/26 Cpn 5.80 89239FAB8	257,574.27		2.26	0.00	257,574.27
09/15/24	09/15/24	Pay Princpl	308,430.136	WLAKE 2023-P1 A2 CAR 144A MAT 02/16/27 Cpn 5.89 96042UAB7	308,430.14		(358.29)	0.00	308,430.14
09/15/24	09/15/24	Pay Princpl	503,914.401	WORLD OMNI 2020-C A4 CAR MAT 10/15/26 Cpn 0.61 98163CAF7	503,914.40		0.00	3,462.04	503,914.40
09/15/24	09/15/24	Pay Princpl	89,542.463	WOART 2022-C A3 CAR MAT 10/15/27 Cpn 3.66 98163TAD5	89,542.46		1,210.16	0.00	89,542.46
09/15/24	09/15/24	Pay Princpl	314,954.834	WOART 2023-A A2A CAR MAT 07/15/26 Cpn 5.18 98164JAB0	314,954.83		0.00	0.61	314,954.83
09/16/24	09/16/24	Pay Princpl	990,184.764	CCG 2024-1 A1 EQP 144A MAT 08/14/25 Cpn 5.41 12515PAA5	990,184.76		(0.00)	0.00	990,184.76

TRANSACTIONS BY TYPE

Account Name: L.A. CARE HEALTH PLAN

09/01/2024
through 09/30/2024

Tr Date	St Date	Transaction Type	Units	Description	Proceeds / (Cost)	Accrued Interest (Purch) or Sold	G/L < 1 Yr Amort Cost	G/L > 1 Yr Amort Cost	Total Amount
09/16/24	09/16/24	Pay Princpl	783,140.457	FORDO 2024-A A1 CAR MAT 04/15/25 Cpn 5.52 34535EAA0	783,140.46		0.00	0.00	783,140.46
09/16/24	09/16/24	Pay Princpl	197,392.351	GMCAR 2021-4 A3 CAR MAT 09/16/26 Cpn 0.68 362554AC1	197,392.35		0.00	4,048.08	197,392.35
09/16/24	09/16/24	Pay Princpl	57,873.839	GMCAR 2023-2 A2A CAR MAT 05/18/26 Cpn 5.10 362583AB2	57,873.84		0.00	100.30	57,873.84
09/16/24	09/16/24	Pay Princpl	18,230.259	GMCAR 2023-2 A2A CAR MAT 05/18/26 Cpn 5.10 362583AB2	18,230.26		0.00	31.14	18,230.26
09/16/24	09/16/24	Pay Princpl	171,119.949	GMCAR 2023-3 A2A CAR MAT 09/16/26 Cpn 5.74 36267KAB3	171,119.95		0.00	1.29	171,119.95
09/16/24	09/16/24	Pay Princpl	90,332.029	GMCAR 2024-1 A2B CAR MAT 02/16/27 Cpn 5.74 36268GAC9	90,332.03		0.00	0.00	90,332.03
09/20/24	09/20/24	Pay Princpl	655,983.710	DLLAD 2024-1A A1 EQP 144A MAT 05/20/25 Cpn 5.54 23346MAA4	655,983.71		0.00	0.00	655,983.71
09/20/24	09/20/24	Pay Princpl	946,821.775	DLLMT 2024-1A A1 144A MAT 08/20/25 Cpn 5.35 23347AAA9	946,821.78		0.01	0.00	946,821.78
09/20/24	09/20/24	Pay Princpl	418,992.163	EFF 2023-1 A2 FLEET 144A MAT 01/22/29 Cpn 5.51 29375CAB5	418,992.16		694.24	0.00	418,992.16
09/20/24	09/20/24	Pay Princpl	547,815.415	EFF 2024-2 A1 FLEET 144A MAT 05/20/25 Cpn 5.61 29375RAA4	547,815.41		(0.00)	0.00	547,815.41
09/20/24	09/20/24	Pay Princpl	394,493.539	EFF 2024-3 A1 FLEET 144A MAT 07/21/25 Cpn 5.49 29375QAA6	394,493.54		0.00	0.00	394,493.54
09/20/24	09/20/24	Pay Princpl	418,686.972	GMALT 2022-3 A3 LEASE MAT 09/22/25 Cpn 4.01 380130AD6	418,686.97		1,204.45	0.00	418,686.97
09/20/24	09/20/24	Pay Princpl	160,575.016	GMALT 2024-1 A2A LEASE MAT 06/22/26 Cpn 5.18 36269FAB2	160,575.02		11.41	0.00	160,575.02

TRANSACTIONS BY TYPE

Account Name: L.A. CARE HEALTH PLAN

09/01/2024
through 09/30/2024

Tr Date	St Date	Transaction Type	Units	Description	Proceeds / (Cost)	Accrued Interest (Purch) or Sold	G/L < 1 Yr Amort Cost	G/L > 1 Yr Amort Cost	Total Amount
09/20/24	09/20/24	Pay Princpl	326,382.972	SBALT 2024-A A2 LEASE 144A MAT 01/20/26 Cpn 5.45 78414SAC8	326,382.97		11.42	0.00	326,382.97
09/20/24	09/20/24	Pay Princpl	208,048.687	SFAST 2024-1A A2 CAR 144A MAT 06/21/27 Cpn 5.35 78435VAB8	208,048.69		8.45	0.00	208,048.69
09/20/24	09/20/24	Pay Princpl	42,020.056	TESLA 2024-A A2A LEASE 144A MAT 06/22/26 Cpn 5.37 88166VAB2	42,020.06		2.75	0.00	42,020.06
09/20/24	09/20/24	Pay Princpl	739,690.398	TEVT 2023-1 A2B CAR 144A MAT 12/21/26 Cpn 5.87 881943AC8	739,690.40		0.00	0.00	739,690.40
09/20/24	09/20/24	Pay Princpl	96,664.180	VALET 2023-1 A2A CAR MAT 12/21/26 Cpn 5.50 92867WAB4	96,664.18		0.00	1.95	96,664.18
09/25/24	09/25/24	Pay Princpl	197,175.476	BMWLT 2024-1 A2A LEASE MAT 07/27/26 Cpn 5.10 05611UAB9	197,175.48		2.75	0.00	197,175.48
09/25/24	09/25/24	Pay Princpl	379,853.448	BMWOT 2023-A A2A CAR MAT 04/27/26 Cpn 5.72 05592XAB6	379,853.45		0.00	0.00	379,853.45
09/25/24	09/25/24	Pay Princpl	211,447.842	CHAOT 2024-1A A2 CAR 144A MAT 04/26/27 Cpn 5.48 16144BAB4	211,447.84		13.14	0.00	211,447.84
09/25/24	09/25/24	Pay Princpl	408,369.005	FHMS KS09 A MAT 10/25/27 Cpn 5.75 3137FCK52	408,369.00		113.31	0.00	408,369.00
09/25/24	09/25/24	Pay Princpl	111,107.953	FNA 2015-M6 FA MAT 01/25/26 Cpn 5.77 3136ANLN5	111,107.95		28.95	0.00	111,107.95
			<u>14,705,336.413</u>		<u>14,705,336.43</u>		<u>31,591.11</u>	<u>14,736.24</u>	<u>14,705,336.43</u>
09/03/24	09/03/24	Mature Long	19,000,000.000	U.S. TREASURY BILL MAT 09/03/24 Cpn 912797LA3	18,850,802.50	149,197.50	0.00	0.00	19,000,000.00
09/03/24	09/03/24	Mature Long	50,000,000.000	U.S. TREASURY BILL MAT 09/03/24 Cpn 912797LA3	49,607,375.00	392,625.00	0.00	0.00	50,000,000.00

TRANSACTIONS BY TYPE

Account Name: L.A. CARE HEALTH PLAN

09/01/2024
through 09/30/2024

Tr Date	St Date	Transaction Type	Units	Description	Proceeds / (Cost)	Accrued Interest (Purch) or Sold	G/L < 1 Yr Amort Cost	G/L > 1 Yr Amort Cost	Total Amount
09/03/24	09/03/24	Mature Long	40,000,000.000	CREDIT AGRICOLE CP MAT 09/03/24 Cpn 22533TJ31	39,976,400.00	23,600.00	0.00	0.00	40,000,000.00
09/03/24	09/03/24	Mature Long	40,000,000.000	MITSUBISHI UFJ TRUST & BANK 14 MAT 09/03/24 Cpn 60682WJ33	39,834,488.89	165,511.11	0.00	0.00	40,000,000.00
09/03/24	09/03/24	Mature Long	10,000,000.000	NOVARTIS FINANCE CP 144A MAT 09/03/24 Cpn 6698M4J37	9,960,175.00	39,825.00	0.00	0.00	10,000,000.00
09/04/24	09/04/24	Mature Long	20,000,000.000	AIR PRODUCTS & CHEMICALS CP 1 MAT 09/04/24 Cpn 00915SJ45	19,923,155.56	76,844.44	0.00	0.00	20,000,000.00
09/04/24	09/04/24	Mature Long	50,000,000.000	FHLB DISCOUNT NOT E MAT 09/04/24 Cpn 313384E62	49,992,708.33	7,291.67	0.00	0.00	50,000,000.00
09/04/24	09/04/24	Mature Long	50,000,000.000	FHLB DISCOUNT NOT E MAT 09/04/24 Cpn 313384E62	49,992,708.33	7,291.67	0.00	0.00	50,000,000.00
09/04/24	09/04/24	Mature Long	50,000,000.000	FHLB DISCOUNT NOT E MAT 09/04/24 Cpn 313384E62	49,992,708.33	7,291.67	0.00	0.00	50,000,000.00
09/05/24	09/05/24	Mature Long	40,000,000.000	CREDIT AGRICOLE CP MAT 09/05/24 Cpn 22533TJ56	39,994,100.00	5,900.00	0.00	0.00	40,000,000.00
09/05/24	09/05/24	Mature Long	35,000,000.000	JOHNSON & JOHNSON CP 144A MAT 09/05/24 Cpn 47816FJ51	34,712,533.33	287,466.67	0.00	0.00	35,000,000.00
09/05/24	09/05/24	Mature Long	20,000,000.000	U.S. TREASURY BILL MAT 09/05/24 Cpn 912797GL5	19,997,149.17	2,850.83	0.00	0.00	20,000,000.00
09/05/24	09/05/24	Mature Long	50,000,000.000	U.S. TREASURY BILL MAT 09/05/24 Cpn 912797GL5	49,992,872.92	7,127.08	0.00	0.00	50,000,000.00
09/06/24	09/06/24	Mature Long	45,000,000.000	FHLB DISCOUNT NOTE MAT 09/06/24 Cpn 313384E88	44,993,487.50	6,512.50	0.00	0.00	45,000,000.00
09/09/24	09/09/24	Mature Long	40,000,000.000	CREDIT AGRICOLE CP MAT 09/09/24 Cpn 22533TJ98	39,982,300.00	17,700.00	0.00	0.00	40,000,000.00

TRANSACTIONS BY TYPE

Account Name: L.A. CARE HEALTH PLAN

09/01/2024
through 09/30/2024

Tr Date	St Date	Transaction Type	Units	Description	Proceeds / (Cost)	Accrued Interest (Purch) or Sold	G/L < 1 Yr Amort Cost	G/L > 1 Yr Amort Cost	Total Amount
09/09/24	09/09/24	Mature Long	18,000,000.000	NOVARTIS FINANCE CP 144A MAT 09/09/24 Cpn 6698M4J94	17,891,145.00	108,855.00	0.00	0.00	18,000,000.00
09/10/24	09/10/24	Mature Long	28,000,000.000	AUTOMATIC DATA CP 144A MAT 09/10/24 Cpn 0530A2JA9	27,995,862.22	4,137.78	0.00	0.00	28,000,000.00
09/10/24	09/10/24	Mature Long	35,000,000.000	U.S. TREASURY BILL MAT 09/10/24 Cpn 912797LG0	34,943,935.44	56,064.56	0.00	0.00	35,000,000.00
09/10/24	09/10/24	Mature Long	7,500,000.000	NY LONG ISLAND POWER AUTH CP MAT 09/10/24 Cpn 5.52 54270XDS3	7,500,000.00		0.00	0.00	7,500,000.00
09/11/24	09/11/24	Mature Long	50,000,000.000	AUTOMATIC DATA CP 144A MAT 09/11/24 Cpn 0530A2JB7	49,992,611.11	7,388.89	0.00	0.00	50,000,000.00
09/11/24	09/11/24	Mature Long	50,000,000.000	CREDIT AGRICOLE CP MAT 09/11/24 Cpn 22533TJB3	49,992,625.00	7,375.00	0.00	0.00	50,000,000.00
09/11/24	09/11/24	Mature Long	39,000,000.000	FHLB DISCOUNT NOTE MAT 09/11/24 Cpn 313384F53	38,994,377.50	5,622.50	0.00	0.00	39,000,000.00
09/11/24	09/11/24	Mature Long	50,000,000.000	FHLB DISCOUNT NOTE MAT 09/11/24 Cpn 313384F53	49,992,791.67	7,208.33	0.00	0.00	50,000,000.00
09/12/24	09/12/24	Mature Long	10,000,000.000	U.S. TREASURY BILL MAT 09/12/24 Cpn 912797KK2	9,867,418.06	132,581.94	0.00	0.00	10,000,000.00
09/12/24	09/12/24	Mature Long	50,000,000.000	U.S. TREASURY BILL MAT 09/12/24 Cpn 912797KK2	49,337,090.28	662,909.72	0.00	0.00	50,000,000.00
09/12/24	09/12/24	Mature Long	50,000,000.000	U.S. TREASURY BILL MAT 09/12/24 Cpn 912797KK2	49,337,090.28	662,909.72	0.00	0.00	50,000,000.00
09/12/24	09/12/24	Mature Long	50,000,000.000	U.S. TREASURY BILL MAT 09/12/24 Cpn 912797KK2	49,337,090.28	662,909.72	0.00	0.00	50,000,000.00
09/12/24	09/12/24	Mature Long	20,000,000.000	FHLB DISCOUNT NOTE MAT 09/12/24 Cpn 313384F61	19,997,116.67	2,883.33	0.00	0.00	20,000,000.00

TRANSACTIONS BY TYPE

Account Name: L.A. CARE HEALTH PLAN

09/01/2024
through 09/30/2024

Tr Date	St Date	Transaction Type	Units	Description		Proceeds / (Cost)	Accrued Interest (Purch) or Sold	G/L < 1 Yr Amort Cost	G/L > 1 Yr Amort Cost	Total Amount
09/12/24	09/12/24	Mature Long	50,000,000.000	FHLB DISCOUNT NOTE MAT 09/12/24 Cpn	313384F61	49,992,791.67	7,208.33	0.00	0.00	50,000,000.00
09/12/24	09/12/24	Mature Long	50,000,000.000	FHLB DISCOUNT NOTE MAT 09/12/24 Cpn	313384F61	49,992,791.67	7,208.33	0.00	0.00	50,000,000.00
09/13/24	09/13/24	Mature Long	50,000,000.000	FHLB DISCOUNT NOTE MAT 09/13/24 Cpn	313384F79	49,992,847.22	7,152.78	0.00	0.00	50,000,000.00
09/13/24	09/13/24	Mature Long	50,000,000.000	FHLB DISCOUNT NOTE MAT 09/13/24 Cpn	313384F79	49,992,847.22	7,152.78	0.00	0.00	50,000,000.00
09/13/24	09/13/24	Mature Long	50,000,000.000	FHLB DISCOUNT NOTE MAT 09/13/24 Cpn	313384F79	49,992,847.22	7,152.78	0.00	0.00	50,000,000.00
09/13/24	09/13/24	Mature Long	50,000,000.000	FHLB DISCOUNT NOTE MAT 09/13/24 Cpn	313384F79	49,992,847.22	7,152.78	0.00	0.00	50,000,000.00
09/13/24	09/13/24	Mature Long	50,000,000.000	FHLB DISCOUNT NOTE MAT 09/13/24 Cpn	313384F79	49,992,847.22	7,152.78	0.00	0.00	50,000,000.00
09/13/24	09/13/24	Mature Long	25,000,000.000	LVMH MOET HENNESSY LOUIS CP MAT 09/13/24 Cpn	55078TJD0	24,661,909.72	338,090.28	0.00	0.00	25,000,000.00
09/16/24	09/16/24	Mature Long	50,000,000.000	CREDIT AGRICOLE CP MAT 09/16/24 Cpn	22533TJG2	49,963,125.00	36,875.00	0.00	0.00	50,000,000.00
09/16/24	09/16/24	Mature Long	50,000,000.000	CATERPILLAR FIN CP MAT 09/16/24 Cpn	14912DJG5	49,978,083.33	21,916.67	0.00	0.00	50,000,000.00
09/17/24	09/17/24	Mature Long	12,000,000.000	U.S. TREASURY BILL MAT 09/17/24 Cpn	912797LH8	11,906,967.33	93,032.67	0.00	0.00	12,000,000.00
09/17/24	09/17/24	Mature Long	50,000,000.000	U.S. TREASURY BILL MAT 09/17/24 Cpn	912797LH8	49,612,363.89	387,636.11	0.00	0.00	50,000,000.00
09/17/24	09/17/24	Mature Long	50,000,000.000	U.S. TREASURY BILL MAT 09/17/24 Cpn	912797LH8	49,612,363.89	387,636.11	0.00	0.00	50,000,000.00

TRANSACTIONS BY TYPE

Account Name: L.A. CARE HEALTH PLAN

09/01/2024
through 09/30/2024

Tr Date	St Date	Transaction Type	Units	Description	Proceeds / (Cost)	Accrued Interest (Purch) or Sold	G/L < 1 Yr Amort Cost	G/L > 1 Yr Amort Cost	Total Amount
09/17/24	09/17/24	Mature Long	50,000,000.000	FHLB DISCOUNT NOTE MAT 09/17/24 Cpn 313384G37	49,992,819.44	7,180.56	0.00	0.00	50,000,000.00
09/17/24	09/17/24	Mature Long	50,000,000.000	FHLB DISCOUNT NOTE MAT 09/17/24 Cpn 313384G37	49,992,819.44	7,180.56	0.00	0.00	50,000,000.00
09/17/24	09/17/24	Mature Long	50,000,000.000	FHLMC DISCOUNT NOTE MAT 09/17/24 Cpn 313396G31	49,949,736.11	50,263.89	0.00	0.00	50,000,000.00
09/17/24	09/17/24	Mature Long	50,000,000.000	FHLMC DISCOUNT NOTE MAT 09/17/24 Cpn 313396G31	49,949,736.11	50,263.89	0.00	0.00	50,000,000.00
09/17/24	09/17/24	Mature Long	50,000,000.000	FHLMC DISCOUNT NOTE MAT 09/17/24 Cpn 313396G31	49,949,736.11	50,263.89	0.00	0.00	50,000,000.00
09/17/24	09/17/24	Mature Long	50,000,000.000	FHLMC DISCOUNT NOTE MAT 09/17/24 Cpn 313396G31	49,949,736.11	50,263.89	0.00	0.00	50,000,000.00
09/17/24	09/17/24	Mature Long	14,500,000.000	UNIVERSITY OF CHICAGO CP TXB MAT 09/17/24 Cpn 91336CJH1	14,487,109.50	12,890.50	0.00	0.00	14,500,000.00
09/18/24	09/18/24	Mature Long	40,000,000.000	CREDIT AGRICOLE CP MAT 09/18/24 Cpn 22533TJJ6	39,994,100.00	5,900.00	0.00	0.00	40,000,000.00
09/18/24	09/18/24	Mature Long	33,000,000.000	CATERPILLAR FIN CP MAT 09/18/24 Cpn 14912DJJ9	32,995,169.17	4,830.83	0.00	0.00	33,000,000.00
09/18/24	09/18/24	Mature Long	5,000,000.000	FHLB DISCOUNT NOTE MAT 09/18/24 Cpn 313384G45	4,999,283.33	716.67	0.00	0.00	5,000,000.00
09/18/24	09/18/24	Mature Long	50,000,000.000	FHLB DISCOUNT NOTE MAT 09/18/24 Cpn 313384G45	49,992,833.33	7,166.67	0.00	0.00	50,000,000.00
09/18/24	09/18/24	Mature Long	50,000,000.000	FHLB DISCOUNT NOTE MAT 09/18/24 Cpn 313384G45	49,992,833.33	7,166.67	0.00	0.00	50,000,000.00
09/18/24	09/18/24	Mature Long	50,000,000.000	FHLB DISCOUNT NOTE MAT 09/18/24 Cpn 313384G45	49,992,833.33	7,166.67	0.00	0.00	50,000,000.00

TRANSACTIONS BY TYPE

Account Name: L.A. CARE HEALTH PLAN

09/01/2024
through 09/30/2024

Tr Date	St Date	Transaction Type	Units	Description		Proceeds / (Cost)	Accrued Interest (Purch) or Sold	G/L < 1 Yr Amort Cost	G/L > 1 Yr Amort Cost	Total Amount
09/19/24	09/19/24	Mature Long	50,000,000.000	U.S. TREASURY BILL MAT 09/19/24 Cpn 912797KL0		49,346,250.00	653,750.00	0.00	0.00	50,000,000.00
09/19/24	09/19/24	Mature Long	50,000,000.000	U.S. TREASURY BILL MAT 09/19/24 Cpn 912797KL0		49,346,250.00	653,750.00	0.00	0.00	50,000,000.00
09/19/24	09/19/24	Mature Long	40,000,000.000	FHLB DISCOUNT NOTE MAT 09/19/24 Cpn 313384G52		39,988,633.33	11,366.67	0.00	0.00	40,000,000.00
09/19/24	09/19/24	Mature Long	50,000,000.000	FHLB DISCOUNT NOTE MAT 09/19/24 Cpn 313384G52		49,985,791.67	14,208.33	0.00	0.00	50,000,000.00
09/19/24	09/19/24	Mature Long	23,700,000.000	CA LOS ANGELES WASTEWATER MAT 09/19/24 Cpn 5.44 54466DBJ3		23,700,000.00		0.00	0.00	23,700,000.00
09/19/24	09/19/24	Mature Long	25,000,000.000	NATL SEC CLEARING CP 144A MAT 09/19/24 Cpn 63763PJK6		24,948,569.44	51,430.56	0.00	0.00	25,000,000.00
09/20/24	09/20/24	Mature Long	5,000,000.000	FHLMC DISCOUNT NOTE MAT 09/20/24 Cpn 313396G64		4,997,895.83	2,104.17	0.00	0.00	5,000,000.00
09/20/24	09/20/24	Mature Long	50,000,000.000	FHLMC DISCOUNT NOTE MAT 09/20/24 Cpn 313396G64		49,978,958.33	21,041.67	0.00	0.00	50,000,000.00
09/20/24	09/20/24	Mature Long	11,150,000.000	NATL SEC CLEARING CP 144A MAT 09/20/24 Cpn 63763PJL4		11,034,659.44	115,340.56	0.00	0.00	11,150,000.00
09/23/24	09/23/24	Mature Long	45,000,000.000	CREDIT AGRICOLE CP MAT 09/23/24 Cpn 22533TJP2		44,981,962.50	18,037.50	0.00	0.00	45,000,000.00
09/24/24	09/24/24	Mature Long	20,000,000.000	AIR PRODUCTS & CHEMICALS CP 1 MAT 09/24/24 Cpn 00915SSJQ6		19,989,288.89	10,711.11	0.00	0.00	20,000,000.00
09/24/24	09/24/24	Mature Long	30,000,000.000	U.S. TREASURY BILL MAT 09/24/24 Cpn 912797LJ4		29,489,100.00	510,900.00	0.00	0.00	30,000,000.00
09/24/24	09/24/24	Mature Long	50,000,000.000	U.S. TREASURY BILL MAT 09/24/24 Cpn 912797LJ4		49,148,500.00	851,500.00	0.00	0.00	50,000,000.00

TRANSACTIONS BY TYPE

Account Name: L.A. CARE HEALTH PLAN

09/01/2024
through 09/30/2024

Tr Date	St Date	Transaction Type	Units	Description		Proceeds / (Cost)	Accrued Interest (Purch) or Sold	G/L < 1 Yr Amort Cost	G/L > 1 Yr Amort Cost	Total Amount
09/24/24	09/24/24	Mature Long	50,000,000.000	U.S. TREASURY BILL MAT 09/24/24 Cpn	912797LJ4	49,148,500.00	851,500.00	0.00	0.00	50,000,000.00
09/24/24	09/24/24	Mature Long	24,000,000.000	U.S. TREASURY BILL MAT 09/24/24 Cpn	912797LJ4	23,953,146.67	46,853.33	0.00	0.00	24,000,000.00
09/24/24	09/24/24	Mature Long	50,000,000.000	U.S. TREASURY BILL MAT 09/24/24 Cpn	912797LJ4	49,902,388.89	97,611.11	0.00	0.00	50,000,000.00
09/25/24	09/25/24	Mature Long	30,000,000.000	BNP PARIBAS NY CP MAT 09/25/24 Cpn	09659BJR2	29,603,950.00	396,050.00	0.00	0.00	30,000,000.00
09/25/24	09/25/24	Mature Long	40,000,000.000	CREDIT AGRICOLE CP MAT 09/25/24 Cpn	22533TJR8	39,994,655.56	5,344.44	0.00	0.00	40,000,000.00
09/25/24	09/25/24	Mature Long	17,500,000.000	CUMMINS INC CP 144A MAT 09/25/24 Cpn	23102UJR4	17,480,166.67	19,833.33	0.00	0.00	17,500,000.00
09/25/24	09/25/24	Mature Long	20,000,000.000	TVA DISCOUNT NOTE MAT 09/25/24 Cpn	880592H37	19,956,916.67	43,083.33	0.00	0.00	20,000,000.00
09/25/24	09/25/24	Mature Long	50,000,000.000	TVA DISCOUNT NOTE MAT 09/25/24 Cpn	880592H37	49,892,291.67	107,708.33	0.00	0.00	50,000,000.00
09/25/24	09/25/24	Mature Long	50,000,000.000	TVA DISCOUNT NOTE MAT 09/25/24 Cpn	880592H37	49,892,291.67	107,708.33	0.00	0.00	50,000,000.00
09/25/24	09/25/24	Mature Long	19,000,000.000	TVA DISCOUNT NOTE MAT 09/25/24 Cpn	880592H37	18,959,070.83	40,929.17	0.00	0.00	19,000,000.00
09/25/24	09/25/24	Mature Long	50,000,000.000	TVA DISCOUNT NOTE MAT 09/25/24 Cpn	880592H37	49,892,291.67	107,708.33	0.00	0.00	50,000,000.00
09/25/24	09/25/24	Mature Long	50,000,000.000	TVA DISCOUNT NOTE MAT 09/25/24 Cpn	880592H37	49,892,291.67	107,708.33	0.00	0.00	50,000,000.00
09/26/24	09/26/24	Mature Long	40,000,000.000	AUTOMATIC DATA CP 144A MAT 09/26/24 Cpn	0530A2JS0	39,994,644.44	5,355.56	0.00	0.00	40,000,000.00

TRANSACTIONS BY TYPE

Account Name: L.A. CARE HEALTH PLAN

09/01/2024
through 09/30/2024

Tr Date	St Date	Transaction Type	Units	Description		Proceeds / (Cost)	Accrued Interest (Purch) or Sold	G/L < 1 Yr Amort Cost	G/L > 1 Yr Amort Cost	Total Amount
09/26/24	09/26/24	Mature Long	5,000,000.000	U.S. TREASURY BILL MAT 09/26/24 Cpn	912797KM8	4,917,310.42	82,689.58	0.00	0.00	5,000,000.00
09/26/24	09/26/24	Mature Long	50,000,000.000	U.S. TREASURY BILL MAT 09/26/24 Cpn	912797KM8	49,173,104.17	826,895.83	0.00	0.00	50,000,000.00
09/26/24	09/26/24	Mature Long	42,000,000.000	U.S. TREASURY BILL MAT 09/26/24 Cpn	912797KM8	41,451,747.75	548,252.25	0.00	0.00	42,000,000.00
09/26/24	09/26/24	Mature Long	15,000,000.000	U.S. TREASURY BILL MAT 09/26/24 Cpn	912797KM8	14,966,400.00	33,600.00	0.00	0.00	15,000,000.00
09/26/24	09/26/24	Mature Long	50,000,000.000	U.S. TREASURY BILL MAT 09/26/24 Cpn	912797KM8	49,888,000.00	112,000.00	0.00	0.00	50,000,000.00
09/26/24	09/26/24	Mature Long	50,000,000.000	U.S. TREASURY BILL MAT 09/26/24 Cpn	912797KM8	49,888,000.00	112,000.00	0.00	0.00	50,000,000.00
09/26/24	09/26/24	Mature Long	50,000,000.000	U.S. TREASURY BILL MAT 09/26/24 Cpn	912797KM8	49,888,000.00	112,000.00	0.00	0.00	50,000,000.00
09/26/24	09/26/24	Mature Long	39,980,000.000	FHLB DISCOUNT NOTE MAT 09/26/24 Cpn	313384H44	39,974,858.13	5,141.87	0.00	0.00	39,980,000.00
09/26/24	09/26/24	Mature Long	50,000,000.000	FHLB DISCOUNT NOTE MAT 09/26/24 Cpn	313384H44	49,993,569.44	6,430.56	0.00	0.00	50,000,000.00
09/26/24	09/26/24	Mature Long	50,000,000.000	FHLB DISCOUNT NOTE MAT 09/26/24 Cpn	313384H44	49,993,569.44	6,430.56	0.00	0.00	50,000,000.00
09/26/24	09/26/24	Mature Long	50,000,000.000	FHLB DISCOUNT NOTE MAT 09/26/24 Cpn	313384H44	49,993,569.44	6,430.56	0.00	0.00	50,000,000.00
09/26/24	09/26/24	Mature Long	50,000,000.000	FHLB DISCOUNT NOTE MAT 09/26/24 Cpn	313384H44	49,993,569.44	6,430.56	0.00	0.00	50,000,000.00
09/26/24	09/26/24	Mature Long	19,400,000.000	FHLB DISCOUNT NOTE MAT 09/26/24 Cpn	313384H44	19,397,504.94	2,495.06	0.00	0.00	19,400,000.00

TRANSACTIONS BY TYPE

Account Name: L.A. CARE HEALTH PLAN

09/01/2024
through 09/30/2024

Tr Date	St Date	Transaction Type	Units	Description	Proceeds / (Cost)	Accrued Interest (Purch) or Sold	G/L < 1 Yr Amort Cost	G/L > 1 Yr Amort Cost	Total Amount
09/26/24	09/26/24	Mature Long	9,600,000.000	ILLINOIS TOOL WORKS CP 144A MAT 09/26/24 Cpn 4523ELJS5	9,598,717.33	1,282.67	0.00	0.00	9,600,000.00
09/27/24	09/27/24	Mature Long	40,000,000.000	CREDIT AGRICOLE CP MAT 09/27/24 Cpn 22533TJT4	39,994,655.56	5,344.44	0.00	0.00	40,000,000.00
09/27/24	09/27/24	Mature Long	25,000,000.000	COLGATE-PALMOLIVE CP 144A MAT 09/27/24 Cpn 19416EJT5	24,993,361.11	6,638.89	0.00	0.00	25,000,000.00
09/30/24	09/30/24	Mature Long	12,000,000.000	FHLB DISCOUNT NOTE MAT 09/30/24 Cpn 313384H85	11,993,906.67	6,093.33	0.00	0.00	12,000,000.00
09/30/24	09/30/24	Mature Long	25,000,000.000	TVA DISCOUNT NOTE MAT 09/30/24 Cpn 880592H86	24,983,819.44	16,180.56	0.00	0.00	25,000,000.00
09/30/24	09/30/24	Mature Long	25,000,000.000	TVA DISCOUNT NOTE MAT 09/30/24 Cpn 880592H86	24,987,305.56	12,694.44	0.00	0.00	25,000,000.00
			3,744,330,000.000		3,732,474,930.96	11,855,069.06	0.00	0.00	3,744,330,000.00
09/04/24	09/04/24	Withdrawal	(50,000,000.000)	WD MAT Cpn USD	(50,000,000.00)		(50,000,000.00)	0.00	(50,000,000.00)
09/09/24	09/09/24	Withdrawal	(45,000,000.000)	WD MAT Cpn USD	(45,000,000.00)		(45,000,000.00)	0.00	(45,000,000.00)
09/12/24	09/12/24	Withdrawal	(55,000,000.000)	WD MAT Cpn USD	(55,000,000.00)		(55,000,000.00)	0.00	(55,000,000.00)
09/13/24	09/13/24	Withdrawal	(45,000,000.000)	WD MAT Cpn USD	(45,000,000.00)		(45,000,000.00)	0.00	(45,000,000.00)
09/17/24	09/17/24	Withdrawal	(45,000,000.000)	WD MAT Cpn USD	(45,000,000.00)		(45,000,000.00)	0.00	(45,000,000.00)
09/19/24	09/19/24	Withdrawal	(240,000,000.000)	WD MAT Cpn USD	(240,000,000.00)		(240,000,000.00)	0.00	(240,000,000.00)

TRANSACTIONS BY TYPE

Account Name: L.A. CARE HEALTH PLAN

09/01/2024
through 09/30/2024

Tr Date	St Date	Transaction Type	Units	Description		Proceeds / (Cost)	Accrued Interest (Purch) or Sold	G/L < 1 Yr Amort Cost	G/L > 1 Yr Amort Cost	Total Amount
09/23/24	09/23/24	Withdrawal	(60,000,000.000)	WD MAT	Cpn USD	(60,000,000.00)		(60,000,000.00)	0.00	(60,000,000.00)
09/24/24	09/24/24	Withdrawal	(180,000,000.000)	WD MAT	Cpn USD	(180,000,000.00)		(180,000,000.00)	0.00	(180,000,000.00)
09/26/24	09/26/24	Withdrawal	(150,000,000.000)	WD MAT	Cpn USD	(150,000,000.00)		(150,000,000.00)	0.00	(150,000,000.00)
09/27/24	09/27/24	Withdrawal	(130,000,000.000)	WD MAT	Cpn USD	(130,000,000.00)		(130,000,000.00)	0.00	(130,000,000.00)
09/30/24	09/30/24	Withdrawal	(290,000,000.000)	WD MAT	Cpn USD	(290,000,000.00)		(290,000,000.00)	0.00	(290,000,000.00)
09/30/24	09/30/24	Withdrawal	(160,000,000.000)	WD MAT	Cpn USD	(160,000,000.00)		(160,000,000.00)	0.00	(160,000,000.00)
			<u>(1,450,000,000.000)</u>			<u>(1,450,000,000.00)</u>		<u>(1,450,000,000.00)</u>	<u>0.00</u>	<u>(1,450,000,000.00)</u>

TRANSACTIONS BY TYPE

Account Name: L.A. CARE HEALTH PLAN-LOW DURATION PORT

09/01/2024
through 09/30/2024

Tr Date	St Date	Transaction Type	Units	Description	Proceeds / (Cost)	Accrued Interest (Purch) or Sold	G/L < 1 Yr Amort Cost	G/L > 1 Yr Amort Cost	Total Amount
09/05/24	09/06/24	Buy	240,000.000	U.S. TREASURY NOTE MAT 08/31/29 Cpn 3.63 91282CLK5	(240,928.13)	(144.20)	0.00	0.00	(241,072.33)
09/27/24	09/30/24	Buy	2,435,000.000	U.S. TREASURY NOTE MAT 08/31/29 Cpn 3.63 91282CLK5	(2,449,457.81)	(7,315.09)	0.00	0.00	(2,456,772.90)
			<u>2,675,000.000</u>		<u>(2,690,385.94)</u>	<u>(7,459.29)</u>	<u>0.00</u>	<u>0.00</u>	<u>(2,697,845.23)</u>
09/01/24	09/01/24	Coupon		CA GLENDALE USD GO/ULT TXB MAT 09/01/24 Cpn 1.46 378460YD5		1,821.25	0.00	0.00	1,821.25
09/01/24	09/01/24	Coupon		CA SAN LUIS WESTLANDS WTR DI MAT 09/01/24 Cpn 1.45 798736AW4		2,970.45	0.00	0.00	2,970.45
09/15/24	09/15/24	Coupon		BAAT 2023-2A A3 CAR 144A MAT 06/15/28 Cpn 5.74 06054YAC1		3,348.33	0.00	0.00	3,348.33
09/15/24	09/15/24	Coupon		BAAT 2024-1A A3 CAR 144A MAT 11/15/28 Cpn 5.35 09709AAC6		4,458.33	0.00	0.00	4,458.33
09/15/24	09/15/24	Coupon		BACCT 2023-A2 A2 CARD MAT 11/15/28 Cpn 4.98 05522RDH8		2,075.00	0.00	0.00	2,075.00
09/15/24	09/15/24	Coupon		CARMX 2021-2 A3 AUTO MAT 02/17/26 Cpn 0.52 14314QAC8		40.60	0.00	0.00	40.60
09/15/24	09/15/24	Coupon		CARMX 2021-3 A3 CAR MAT 06/15/26 Cpn 0.55 14317DAC4		120.81	0.00	0.00	120.81
09/15/24	09/15/24	Coupon		CARMX 2023-3 A3 CAR MAT 05/15/28 Cpn 5.28 14319BAC6		3,520.00	0.00	0.00	3,520.00
09/15/24	09/15/24	Coupon		CARMX 2023-4 A3 CAR MAT 07/17/28 Cpn 6.00 14318XAC9		1,500.00	0.00	0.00	1,500.00
09/15/24	09/15/24	Coupon		CARMX 2023-4 A3 CAR MAT 07/17/28 Cpn 6.00 14318XAC9		2,500.00	0.00	0.00	2,500.00

TRANSACTIONS BY TYPE

Account Name: L.A. CARE HEALTH PLAN-LOW DURATION PORT

09/01/2024
through 09/30/2024

Tr Date	St Date	Transaction Type	Units	Description	Proceeds / (Cost)	Accrued Interest (Purch) or Sold	G/L < 1 Yr Amort Cost	G/L > 1 Yr Amort Cost	Total Amount
09/15/24	09/15/24	Coupon		CARMX 2024-A3 CAR MAT 10/16/28 Cpn 4.92 14318WAD9		2,460.00	0.00	0.00	2,460.00
09/15/24	09/15/24	Coupon		CARMX 2024-3 A3 CAR MAT 07/16/29 Cpn 4.89 14319GAD3		2,852.50	0.00	0.00	2,852.50
09/15/24	09/15/24	Coupon		COPAR 2023-2 A3 CAR MAT 06/15/28 Cpn 5.82 14044EAD0		3,395.00	0.00	0.00	3,395.00
09/15/24	09/15/24	Coupon		FORDF 2023-1 A1 FLOOR 144A MAT 05/15/28 Cpn 4.92 34528QHV9		2,870.00	0.00	0.00	2,870.00
09/15/24	09/15/24	Coupon		FORDF 2023-1 A1 FLOOR 144A MAT 05/15/28 Cpn 4.92 34528QHV9		820.00	0.00	0.00	820.00
09/15/24	09/15/24	Coupon		FORDO 2023-B A3 CAR MAT 05/15/28 Cpn 5.23 344930AD4		2,615.00	0.00	0.00	2,615.00
09/15/24	09/15/24	Coupon		FORDO 2023-C A3 CAR MAT 09/15/28 Cpn 5.53 344940AD3		2,304.17	0.00	0.00	2,304.17
09/15/24	09/15/24	Coupon		GFORT 2023-1 A1 FLOOR 144A MAT 06/15/28 Cpn 5.34 361886CR3		4,005.00	0.00	0.00	4,005.00
09/15/24	09/15/24	Coupon		HART 2023-C A3 CAR MAT 10/16/28 Cpn 5.54 44918CAD4		1,385.00	0.00	0.00	1,385.00
09/15/24	09/15/24	Coupon		JDOT 2023-B A3 EQP MAT 03/15/28 Cpn 5.18 477920AC6		3,237.50	0.00	0.00	3,237.50
09/15/24	09/15/24	Coupon		JDOT 2024-A A3 EQP MAT 11/15/28 Cpn 4.96 47800RAD5		2,893.33	0.00	0.00	2,893.33
09/15/24	09/15/24	Coupon		JDOT 2024-B A3 EQP MAT 03/15/29 Cpn 5.20 47786WAD2		3,033.33	0.00	0.00	3,033.33
09/15/24	09/15/24	Coupon		KUBOTA 2021-2A A3 EQP 144A MAT 11/17/25 Cpn 0.56 50117XAE2		102.02	0.00	0.00	102.02

TRANSACTIONS BY TYPE

Account Name: L.A. CARE HEALTH PLAN-LOW DURATION PORT

09/01/2024
through 09/30/2024

Tr Date	St Date	Transaction Type	Units	Description	Proceeds / (Cost)	Accrued Interest (Purch) or Sold	G/L < 1 Yr Amort Cost	G/L > 1 Yr Amort Cost	Total Amount
09/15/24	09/15/24	Coupon		KCOT 2023-2A A3 EQP 144A MAT 01/18/28 Cpn 5.28 500945AC4		2,200.00	0.00	0.00	2,200.00
09/15/24	09/15/24	Coupon		MBALT 2024-A A3 LEASE MAT 01/18/28 Cpn 5.32 58770JAD6		3,103.33	0.00	0.00	3,103.33
09/15/24	09/15/24	Coupon		NMOTR 2024-B A FLOORPLAN 144A MAT 02/15/29 Cpn 5.05 65479VAB2		2,525.00	0.00	0.00	2,525.00
09/15/24	09/15/24	Coupon		NY STATE DORM AUTH PERS INC T MAT 03/15/25 Cpn 0.89 64990FD43		3,015.80	0.00	0.00	3,015.80
09/15/24	09/15/24	Coupon		TAOT 2023-D A3 CAR MAT 08/15/28 Cpn 5.54 89239FAD4		1,846.67	0.00	0.00	1,846.67
09/15/24	09/15/24	Coupon		WOART 2022-B A3 CAR MAT 03/15/28 Cpn 3.44 98163QAE9		1,433.33	0.00	0.00	1,433.33
09/16/24	09/16/24	Coupon		GMCAR 2021-2 A3 CAR MAT 04/16/26 Cpn 0.51 380149AC8		10.96	0.00	0.00	10.96
09/16/24	09/16/24	Coupon		GMCAR 2024-1 A3 CAR MAT 12/18/28 Cpn 4.85 36268GAD7		1,616.67	0.00	0.00	1,616.67
09/17/24	09/17/24	Coupon		FORDF 2024-1 A1 FLOORPLAN 144 MAT 04/15/29 Cpn 5.29 34528QJA3		3,967.50	0.00	0.00	3,967.50
09/18/24	09/18/24	Coupon		HAROT 2023-3 A3 CAR MAT 02/18/28 Cpn 5.41 43815QAC1		1,127.08	0.00	0.00	1,127.08
09/20/24	09/20/24	Coupon		EFF 2024-3 A3 FLEET 144A MAT 08/21/28 Cpn 4.98 29375QAC2		2,075.00	0.00	0.00	2,075.00
09/20/24	09/20/24	Coupon		GMALT 2023-3 A3 LEASE MAT 11/20/26 Cpn 5.38 379929AD4		1,345.00	0.00	0.00	1,345.00
09/25/24	09/25/24	Coupon		BMWLT 2024-1 A3 LEASE MAT 03/25/27 Cpn 4.98 05611UAD5		2,905.00	0.00	0.00	2,905.00

TRANSACTIONS BY TYPE

Account Name: L.A. CARE HEALTH PLAN-LOW DURATION PORT

09/01/2024
through 09/30/2024

Tr Date	St Date	Transaction Type	Units	Description	Proceeds / (Cost)	Accrued Interest (Purch) or Sold	G/L < 1 Yr Amort Cost	G/L > 1 Yr Amort Cost	Total Amount
09/25/24	09/25/24	Coupon		NAVMT 2023-1 A FLOOR 144A MAT 08/25/28 Cpn 6.18 63938PBU2		1,030.00	0.00	0.00	1,030.00
09/25/24	09/25/24	Coupon		NAVMT 2024-1 A FLOOR 144A MAT 04/25/29 Cpn 5.59 63938PBW8		1,863.33	0.00	0.00	1,863.33
09/30/24	09/30/24	Coupon		FHLMC C 12/30/2022 Q MAT 09/30/25 Cpn 4.75 3134GX3A0		14,487.50	0.00	0.00	14,487.50
09/30/24	09/30/24	Coupon		U.S. TREASURY NOTE MAT 09/30/26 Cpn 0.88 91282CCZ2		6,146.88	0.00	0.00	6,146.88
09/30/24	09/30/24	Coupon		U.S. TREASURY NOTE MAT 03/31/28 Cpn 3.63 91282CGT2		64,343.75	0.00	0.00	64,343.75
09/30/24	09/30/24	Coupon		U.S. TREASURY NOTE MAT 03/31/28 Cpn 3.63 91282CGT2		28,818.75	0.00	0.00	28,818.75
09/30/24	09/30/24	Coupon		U.S. TREASURY NOTE MAT 03/31/28 Cpn 3.63 91282CGT2		37,065.63	0.00	0.00	37,065.63
09/30/24	09/30/24	Coupon		U.S. TREASURY NOTE MAT 03/31/28 Cpn 3.63 91282CGT2		71,050.00	0.00	0.00	71,050.00
09/30/24	09/30/24	Coupon		U.S. TREASURY NOTE MAT 03/31/29 Cpn 4.13 91282CKG5		9,590.63	0.00	0.00	9,590.63
09/30/24	09/30/24	Coupon		U.S. TREASURY NOTE MAT 09/30/28 Cpn 4.63 91282CJA0		41,856.25	0.00	0.00	41,856.25
						357,751.68	0.00	0.00	357,751.68

TRANSACTIONS BY TYPE

Account Name: L.A. CARE HEALTH PLAN-LOW DURATION PORT

09/01/2024
through 09/30/2024

Tr Date	St Date	Transaction Type	Units	Description	Proceeds / (Cost)	Accrued Interest (Purch) or Sold	G/L < 1 Yr Amort Cost	G/L > 1 Yr Amort Cost	Total Amount
09/01/24	09/01/24	Income	11,082.860	STIF INT MAT Cpn USD		11,082.86	0.00	0.00	11,082.86
09/24/24	09/25/24	Sell Long	300,000.000	U.S. TREASURY NOTE MAT 06/30/28 Cpn 4.00 91282CHK0	305,613.28	2,836.96	0.00	7,041.00	308,450.24
09/30/24	09/30/24	Call	610,000.000	FHLMC C 12/30/2022 Q MAT 09/30/25 Cpn 4.75 3134GX3A0	610,000.00		0.00	0.00	610,000.00
09/27/24	09/30/24	Sell Long	470,000.000	U.S. TREASURY NOTE MAT 07/31/26 Cpn 0.63 91282CCP4	445,471.88	486.92	0.00	(23,745.28)	445,958.80
09/27/24	09/30/24	Sell Long	530,000.000	U.S. TREASURY NOTE MAT 07/31/26 Cpn 0.63 91282CCP4	502,340.62	549.09	0.00	(26,292.87)	502,889.71
09/27/24	09/30/24	Sell Long	485,000.000	U.S. TREASURY NOTE MAT 07/31/26 Cpn 4.38 91282CLB5	491,611.91	3,517.24	3,008.75	0.00	495,129.15
			<u>2,395,000.000</u>		<u>2,355,037.69</u>	<u>7,390.21</u>	<u>3,008.75</u>	<u>(42,997.15)</u>	<u>2,362,427.90</u>
09/15/24	09/15/24	Pay Princpl	33,148.459	CARMX 2021-2 A3 AUTO MAT 02/17/26 Cpn 0.52 14314QAC8	33,148.46		0.00	0.64	33,148.46
09/15/24	09/15/24	Pay Princpl	34,321.718	CARMX 2021-3 A3 CAR MAT 06/15/26 Cpn 0.55 14317DAC4	34,321.72		0.00	1.09	34,321.72
09/15/24	09/15/24	Pay Princpl	47,796.563	KUBOTA 2021-2A A3 EQP 144A MAT 11/17/25 Cpn 0.56 50117XAE2	47,796.56		0.00	0.34	47,796.56
09/16/24	09/16/24	Pay Princpl	6,875.773	GMCAR 2021-2 A3 CAR MAT 04/16/26 Cpn 0.51 380149AC8	6,875.77		0.00	0.05	6,875.77
			<u>122,142.513</u>		<u>122,142.51</u>		<u>0.00</u>	<u>2.12</u>	<u>122,142.51</u>

TRANSACTIONS BY TYPE

Account Name: L.A. CARE HEALTH PLAN-LOW DURATION PORT

09/01/2024
through 09/30/2024

<i>Tr Date</i>	<i>St Date</i>	<i>Transaction Type</i>	<i>Units</i>	<i>Description</i>	<i>Proceeds / (Cost)</i>	<i>Accrued Interest (Purch) or Sold</i>	<i>G/L < 1 Yr Amort Cost</i>	<i>G/L > 1 Yr Amort Cost</i>	<i>Total Amount</i>
09/01/24	09/01/24	Mature Long	250,000.000	CA GLENDALE USD GO/ULT TXB MAT 09/01/24 Cpn 1.46 378460YD5	250,000.00		0.00	0.00	250,000.00
09/01/24	09/01/24	Mature Long	410,000.000	CA SAN LUIS WESTLANDS WTR DI MAT 09/01/24 Cpn 1.45 798736AW4	410,000.00		0.00	0.00	410,000.00
			<u>660,000.000</u>		<u>660,000.00</u>		<u>0.00</u>	<u>0.00</u>	<u>660,000.00</u>

LA CARE
Cash Activity by Transaction Type GAAP Basis
Accounting Period From 09/01/2024 To 09/30/2024

Cash Date	Trade/Ex-Date	Settle/Pay Date	Custodian	Cusip	Description	Quantity	Income Amount	Principal Amount	Contributions/Withdrawals	Total Amount
BUY										
09/05/24	09/03/24	09/05/24	TNT77	02665WFQ9	AMERICAN HONDA FINANCE	3,000,000.00	0.00	(2,996,400.00)	0.00	(2,996,400.00)
09/18/24	09/18/24	09/18/24	TNT77	665278404	NORTHERN INST GOVT MONEY MKT	8,857,759.67	0.00	(8,857,759.67)	0.00	(8,857,759.67)
TOTAL BUY						11,857,759.67	0.00	(11,854,159.67)	0.00	(11,854,159.67)
DIVIDEND										
09/01/24	09/01/24	09/01/24	TNT77	665278404	NORTHERN INST GOVT MONEY MKT	3,657,493.37	23,022.33	0.00	0.00	23,022.33
TOTAL DIVIDEND						3,657,493.37	23,022.33	0.00	0.00	23,022.33
INTEREST										
09/01/24	09/01/24	09/01/24	TNT77	010392FY9	ALABAMA POWER CO	7,000,000.00	131,250.00	0.00	0.00	131,250.00
09/01/24	09/01/24	09/01/24	TNT77	20030NBS9	COMCAST CORP	3,500,000.00	55,125.00	0.00	0.00	55,125.00
09/01/24	09/01/24	09/01/24	TNT77	210518DS2	CONSUMERS ENERGY CO	4,650,000.00	108,112.50	0.00	0.00	108,112.50
09/01/24	09/01/24	09/01/24	TNT77	29157TAC0	EMORY UNIVERSITY	4,305,000.00	33,708.15	0.00	0.00	33,708.15
09/01/24	09/01/24	09/01/24	TNT77	875127BM3	TAMPA ELECTRIC CO	5,000,000.00	143,597.22	0.00	0.00	143,597.22
09/02/24	09/02/24	09/02/24	TNT77	14913R2K2	CATERPILLAR FINL SERVICE	5,000,000.00	22,500.00	0.00	0.00	22,500.00
09/03/24	09/03/24	09/03/24	TNT77	04636NAF0	ASTRAZENECA FINANCE LLC	5,000,000.00	121,875.00	0.00	0.00	121,875.00
09/10/24	09/10/24	09/10/24	TNT77	771196BV3	ROCHE HOLDINGS INC	7,500,000.00	86,775.00	0.00	0.00	86,775.00
09/12/24	09/12/24	09/12/24	TNT77	64105MAA9	NESTLE CAPITAL CORP	1,500,000.00	34,875.00	0.00	0.00	34,875.00
09/15/24	09/15/24	09/15/24	TNT77	26442UAH7	DUKE ENERGY PROGRESS LLC	1,500,000.00	25,875.00	0.00	0.00	25,875.00
09/15/24	09/15/24	09/15/24	TNT77	29736RAJ9	ESTEE LAUDER CO INC	1,500,000.00	23,625.00	0.00	0.00	23,625.00
09/15/24	09/15/24	09/15/24	TNT77	74456QCF1	PUBLIC SERVICE ELECTRIC	9,000,000.00	42,750.00	0.00	0.00	42,750.00
09/17/24	09/17/24	09/17/24	TNT77	931142ER0	WALMART INC	5,000,000.00	26,250.00	0.00	0.00	26,250.00
09/20/24	09/20/24	09/20/24	TNT77	89236TKJ3	TOYOTA MOTOR CREDIT CORP	3,000,000.00	68,250.00	0.00	0.00	68,250.00
09/22/24	09/22/24	09/22/24	TNT77	49177JAF9	KENVUE INC	2,000,000.00	50,500.00	0.00	0.00	50,500.00
09/30/24	09/30/24	09/30/24	TNT77	58769JAG2	MERCEDES-BENZ FIN NA	2,000,000.00	48,000.00	0.00	0.00	48,000.00
TOTAL INTEREST						67,455,000.00	1,023,067.87	0.00	0.00	1,023,067.87
SELL										
09/18/24	09/18/24	09/18/24	TNT77	665278404	NORTHERN INST GOVT MONEY MKT	3,657,493.37	0.00	3,657,493.37	0.00	3,657,493.37
09/25/24	09/24/24	09/25/24	TNT77	576000ZE6	MASSACHUSETTS ST SCH BLDG AUTH	5,000,000.00	4,916.67	4,861,000.00	0.00	4,865,916.67
09/25/24	09/24/24	09/25/24	TNT77	969268DG3	WILLIAM S HART CA UNION HIGH S	2,350,000.00	2,668.43	2,281,991.00	0.00	2,284,659.43

10/3/2024
3:08:37AM
INCPRI2



LA CARE
Cash Activity by Transaction Type GAAP Basis
 Accounting Period From 09/01/2024 To 09/30/2024

Cash Date	Trade/Ex-Date	Settle/Pay Date	Custodian	Cusip	Description	Quantity	Income Amount	Principal Amount	Contributions/Withdrawals	Total Amount
TOTAL SELL						11,007,493.37	7,585.10	10,800,484.37	0.00	10,808,069.47
GRAND TOTAL						93,977,746.41	1,053,675.30	(1,053,675.30)	0.00	0.00
Avg Date 18										



November 8, 2024

TO: Finance & Budget Committee
FROM: Afzal Shah, *Chief Financial Officer*

SUBJECT: AFS-006 (Authorization and Approval Limits) and AFS-007 (Procurement Policy) 4th Quarter and Annual Reports for FY 2023-24

The below Accounting & Financial Services (AFS) policies are required to be reported to the Finance & Budget Committee:

1. Policy AFS-006 (Authorization and Approval Limits) requires reports for executed vendor contracts for all expenditures.
2. Policy AFS-007 (Procurement Policy) requires reports for all sole source purchases over \$250,000.

Attached are the reports for 4th Quarter and Annual Reports for FY 2023-24.



L.A. Care Health Plan
AFS-006 Authorization and Approval Limits Annual Report
July 2024 - September 2024

New POs and Contracts

Vendor Name	PO and Contract Total
Tania Hernandez	\$ 210.00
Optum360 LLC	\$ 296.96
Digicert, Inc.	\$ 309.00
American Registry for Internet Numbers, LTD	\$ 500.00
Omar Sanchez Barreras	\$ 650.00
Antonio De Jesus Estrada	\$ 672.00
Majestic Marketing, Inc.	\$ 714.72
SALVA	\$ 746.32
Singleton Fire Protection, Inc.	\$ 860.00
Quadient, Inc.	\$ 910.00
Altec Products, Inc.	\$ 927.00
Wistia, Inc.	\$ 950.40
Antelope Valley Partners for Health	\$ 1,000.00
Training Connection LLC	\$ 1,590.00
Aunt Flow Corp.	\$ 2,215.00
Samuel Roman	\$ 2,320.00
American Society of Addiction Medicine Inc.	\$ 2,388.00
Getty Images (US), Inc.	\$ 2,400.00
Paradise Signs, Inc.	\$ 3,352.62
Homeboy Industries	\$ 3,400.40
WW North America Holdings LLC	\$ 3,600.00
Ethics Unlimited, LLC	\$ 4,000.00
Morgan, Lewis & Bockius, LLP	\$ 5,000.00
Luxury Glass Tinting Inc.	\$ 5,165.00
National Committee for Quality Assurance	\$ 5,260.00
Sustainable Economic Enterprises of Los Angeles	\$ 5,900.00
Dewey Services Incorporated	\$ 6,945.00
LexisNexis Risk Solutions FL Inc.	\$ 9,000.00
Worksite Wellness LA	\$ 9,000.00
I.D. Systems & Supplies, Inc.	\$ 10,000.00
Self-Help Graphics and Art, Inc	\$ 10,008.00
AHN Foundation	\$ 10,400.00
Lakeshore Equipment Company	\$ 11,296.27
Project Joy, Inc.	\$ 12,000.00
Safe and Sound Surveillance Solutions Inc	\$ 12,866.00
Insight Direct USA, Inc.	\$ 13,008.62
The Prophet Corporation	\$ 14,020.11
Well Rounded Fitness LLC	\$ 15,000.00
Community Clinic Association of Los Angeles County	\$ 15,400.00
Zipari, Inc.	\$ 16,000.00

New POs and Contracts

Vendor Name	PO and Contract Total
Kimberley Carruthers	\$ 16,640.00
Luxor Printing Inc.	\$ 16,877.43
Judy Andrea Lozada	\$ 19,500.00
Urban Voices Project	\$ 19,760.00
Lands' End, Inc.	\$ 21,068.16
ePlus Technology, Inc.	\$ 22,848.00
Your Own Greatness Affirmed, Inc.	\$ 24,000.00
Avalon Arts and Cultural Alliance	\$ 24,750.00
The Whitewater Group, Inc.	\$ 25,285.00
Nexry LLC	\$ 28,050.00
Angie Gomez	\$ 30,000.00
Republic Services, Inc.	\$ 30,166.00
Parent, Family Engagement and Community Services, Inc.	\$ 33,570.00
Posit Software, PBC	\$ 35,400.00
Uline, Inc.	\$ 35,962.36
MG Dance Foundation	\$ 37,440.00
Amazon Capital Services, Inc.	\$ 38,046.08
Yesenia Andrade	\$ 38,480.00
EBSCO Industries, Inc.	\$ 38,500.00
Laura Roman Cadena	\$ 39,480.00
Fivetran Inc.	\$ 42,000.00
Momentum Telecom, Inc.	\$ 42,480.00
Staarr Realty Corporation (Parking)	\$ 46,056.77
Bri Gainz LLC	\$ 46,800.00
Peoples Yoga	\$ 48,750.00
SAP America, Inc.	\$ 49,944.50
SponsorCX, Inc.	\$ 52,500.00
Office Depot, Inc.	\$ 53,371.51
Ollivier Corporation	\$ 54,767.89
Rubi Ruiz	\$ 56,160.00
BrandFuse, Inc.	\$ 60,395.44
Rebecca E. Lynch	\$ 60,500.00
ABF Data Systems, Inc	\$ 60,596.00
Faith Tramples Fear LLC	\$ 62,900.00
Sierra Pacific Constructors, Inc.	\$ 64,042.00
Advantage Mailing, LLC	\$ 64,576.44
Aunt Bertha, a Public Benefit Corporation	\$ 68,000.00
SonBern LLC	\$ 68,640.00
Vendor Credentialing Service LLC	\$ 72,830.38
Solarwinds, Inc.	\$ 75,633.00
HALO BRANDED SOLUTIONS, INC.	\$ 80,367.35
Sovos Compliance, LLC	\$ 80,401.82
Harbor Community Clinic, Inc. (Grantee)	\$ 82,031.00
mPulse Mobile, Inc.	\$ 88,000.00
Moveworks, Inc.	\$ 90,000.00

New POs and Contracts

Vendor Name	PO and Contract Total
Calven Inc.	\$ 90,500.00
Canon Solutions America Inc	\$ 92,482.56
Brent Powell	\$ 93,940.00
AccuSourceHR, Inc.	\$ 94,671.41
Gracelight Community Health (Grantee)	\$ 95,000.00
Public Health Foundation Enterprises, Inc. (Grantee)	\$ 100,000.00
Helpline Youth Counseling, Inc. (Grantee)	\$ 100,000.00
JWCH Institute, Inc. (Grantee)	\$ 100,000.00
Musick, Peeler & Garrett LLP	\$ 100,000.00
Nielsen Merksamer Parrinello Gross & Leoni, LLP	\$ 100,000.00
City of Los Angeles, Department of Water and Power	\$ 108,000.00
In Due Time Coalition (Grantee)	\$ 120,000.00
Compass Group USA, Inc.	\$ 120,000.00
Northeast Community Clinic (Grantee)	\$ 125,000.00
Buddhist Tzu Chi Medical Foundation (Grantee)	\$ 125,000.00
Breastfeeding Task Force of Greater Los Angeles (Grantee)	\$ 125,000.00
Garfield Health Center (Grantee)	\$ 125,000.00
Herald Christian Health Center (Grantee)	\$ 125,000.00
Independent Feature Project, Inc. (Grantee)	\$ 125,000.00
T.H.E. Clinic, Inc. (Grantee)	\$ 125,000.00
Pediatric & Family Medical Center (Grantee)	\$ 125,000.00
Via Care Community Health Center (Grantee)	\$ 125,000.00
Watts Healthcare Corporation (Grantee)	\$ 125,000.00
Northeast Valley Health Corporation (Grantee)	\$ 125,000.00
Southern California Medical Center, Inc. (Grantee)	\$ 125,000.00
White Memorial Community Health Center (Grantee)	\$ 125,000.00
White Memorial Community Health Center (Grantee)	\$ 125,000.00
Harbor Community Clinic, Inc. (Grantee)	\$ 125,000.00
Infosys Limited	\$ 135,720.00
St. John's Well Child & Family Center (Grantee)	\$ 150,000.00
Project Motherpath, Inc. (Grantee)	\$ 150,000.00
Southside Coalition of Community Health Centers (Grantee)	\$ 150,000.00
Diversity Uplifts, Inc. (Grantee)	\$ 150,000.00
3C Community Clinic (Grantee)	\$ 150,000.00
Pediatric & Family Medical Center (Grantee)	\$ 150,000.00
JWCH Institute, Inc. (Grantee)	\$ 150,000.00
Public Health Foundation Enterprises, Inc. (Grantee)	\$ 150,000.00
Herald Christian Health Center (Grantee)	\$ 150,000.00
Harbor Community Clinic, Inc. (Grantee)	\$ 150,000.00
Asian Pacific Health Care Venture, Inc. (Grantee)	\$ 150,000.00
The Los Angeles Free Clinic (Grantee)	\$ 150,000.00
Via Care Community Health Center (Grantee)	\$ 150,000.00
Garfield Health Center (Grantee)	\$ 150,000.00
Northeast Valley Health Corporation (Grantee)	\$ 150,000.00
Los Angeles Christian Health Centers (Grantee)	\$ 150,000.00

New POs and Contracts

Vendor Name	PO and Contract Total
University Muslim Medical Association, Inc. (Grantee)	\$ 150,000.00
Venice Family Clinic (Grantee)	\$ 150,000.00
Charles R. Drew University of Medicine and Science (Grantee)	\$ 150,000.00
APLA Health & Wellness (Grantee)	\$ 150,000.00
PillarRx Consulting, LLC	\$ 158,125.00
First Class Vending, Inc.	\$ 163,800.00
WTI Holdings LLC	\$ 190,000.24
CrowdStrike, Inc.	\$ 192,100.00
Harder + Company Community Research, Inc.	\$ 192,435.00
Silicon Valley Community Foundation (Grantee)	\$ 200,000.00
Bowser, Charles Warren	\$ 200,000.00
Mintz Levin Cohn Ferris Glovsky and Popeo P.C.	\$ 200,000.00
Seyfarth Shaw LLP	\$ 200,000.00
Wilshire Advisors LLC	\$ 200,000.00
DocuSign, Inc.	\$ 208,925.00
Critical Care Training Center	\$ 211,200.00
Community Clinic Association of Los Angeles County (Grantee)	\$ 215,250.00
SKKN, INC.	\$ 217,966.28
Glass Box Technology, Inc.	\$ 218,129.03
UCLA Foundation, The (Grantee)	\$ 266,000.00
Absolute Ops LLC	\$ 268,335.00
Sonia P. Guzman	\$ 281,720.00
Andruess/Podberesky, APLC	\$ 300,000.00
Byrne & Nixon, LLP	\$ 300,000.00
Crowell & Moring LLP	\$ 300,000.00
Isaacs Friedberg LLP	\$ 300,000.00
Resources Connection Inc.	\$ 300,000.00
Microsoft Corporation	\$ 304,427.00
SurveyMonkey Inc.	\$ 320,124.00
Lista Design Studio, Inc.	\$ 350,000.00
Arent Fox LLP	\$ 400,000.00
MetaSoftTech Solutions LLC	\$ 400,000.00
Oracle America, Inc.	\$ 449,316.00
Acquia, Inc.	\$ 452,274.54
Earth Print Inc.	\$ 465,665.19
CenturyLink Communications, LLC	\$ 488,385.31
Deloitte & Touche LLP	\$ 523,600.00
RightStar, Inc.	\$ 589,028.22
Epstein Becker & Green, P.C.	\$ 600,000.00
Larson LLP	\$ 656,507.50
Center for the Study of Services	\$ 692,302.34
Canon Financial Services, Inc. (Lease)	\$ 717,768.00
Canon Financial Services, Inc.	\$ 717,768.00
Optiv Security, Inc.	\$ 981,966.73
Saviynt, Inc.	\$ 984,000.00

New POs and Contracts

Vendor Name	PO and Contract Total
Cognizant Technology Solutions U.S. Corporation	\$ 1,198,944.84
Daponde Simpson Rowe PC	\$ 1,200,000.00
Cognizant TriZetto Software Group, Inc.	\$ 1,223,050.12
Sheppard Mullin Richter & Hampton LLP	\$ 1,270,000.32
NTT America, Inc.	\$ 1,615,011.91
County of Los Angeles (Grantee)	\$ 2,100,000.00
SHI International Corp	\$ 3,213,695.20
Edifecs, Inc.	\$ 3,650,627.86
Uncommon Good, A California Nonprofit Corporation (Grantee)	\$ 4,000,000.00
I Color Printing & Mailing Inc.	\$ 5,331,983.36
Total	\$ 48,873,594.51



L.A. Care Health Plan
AFS-006 Authorization and Approval Limits Annual Report
July 2024 - September 2024

Amended Vendor Contracts

Vendor Name	Current Contract Total	Amendment	New Contract Total	Term Date
AArete, LLC	\$ 495,000.00	Time	\$ 495,000.00	8/16/2024
Cognizant Technology Solutions U.S. Corporation	\$ 8,337,785.16	\$ 915,019.20	\$ 9,252,804.36	9/30/2024
Cognizant TriZetto Software Group, Inc.	\$ 1,957,613.60	Time	\$ 1,957,613.60	9/30/2024
Health Management Associates Inc.	\$ 88,320.00	\$ 16,000.00	\$ 104,320.00	9/30/2024
Health Management Associates Inc.	\$ 320,080.00	Time	\$ 320,080.00	9/30/2024
MG Dance Foundation	\$ 25,960.00	\$ 2,560.00	\$ 28,520.00	9/30/2024
AArete, LLC	\$ 495,000.00	\$ 30,000.00	\$ 525,000.00	10/11/2024
Cequel Data Centers, L.P.	\$ 240,921.43	Time	\$ 240,921.43	10/15/2024
Office Ally, Inc.	\$ 360,000.00	\$ 25,000.00	\$ 385,000.00	10/31/2024
11:11 Systems, Inc.	\$ 185,824.56	\$ 4,760.00	\$ 190,584.56	11/1/2024
Datavail Corporation	\$ 226,536.00	\$ 59,577.00	\$ 286,113.00	11/30/2024
Broniec Associates Inc	\$ 100,000.00	\$ 100,000.00	\$ 200,000.00	12/31/2024
Cynthia ReedCarmona	\$ 136,500.00	\$ 45,000.00	\$ 181,500.00	12/31/2024
Cognizant Technology Solutions U.S. Corporation	\$ 6,699,359.00	\$ 105,000.00	\$ 6,804,359.00	12/31/2024
Cognizant Technology Solutions U.S. Corporation	\$ 887,344.00	\$ 38,020.00	\$ 925,364.00	12/31/2024
Hyland Software, Inc.	\$ 412,225.00	\$ 384,835.00	\$ 797,060.00	12/31/2024
Hyland Software, Inc.	\$ 216,750.00	\$ 506,812.50	\$ 723,562.50	12/31/2024
1055 Seventh, LLC	\$ 75,478,939.00	\$ 295,597.00	\$ 75,774,536.00	1/31/2025
Resources Connection Inc.	\$ 250,000.00	\$ 31,000.00	\$ 281,000.00	1/31/2025
The Messina Group, Inc.	\$ 225,000.00	\$ 67,500.00	\$ 292,500.00	1/31/2025
Deloitte LLP	\$ 7,500,000.00	Time	\$ 7,500,000.00	2/7/2025
Trailant Operating, LLC	\$ 85,115.00	\$ 3,075.00	\$ 88,190.00	2/17/2025
Toney HealthCare Consulting, LLC	\$ 3,763,584.00	Time	\$ 3,763,584.00	2/28/2025
Datavail Corporation	\$ 306,564.00	\$ 263,264.00	\$ 569,828.00	3/26/2025
Imagenet LLC	\$ 600,000.00	\$ 200,000.00	\$ 800,000.00	6/30/2025
Imagenet LLC	\$ 3,750,000.00	\$ 600,000.00	\$ 4,350,000.00	6/30/2025
Datavail Corporation	\$ 519,984.00	\$ 272,136.00	\$ 792,120.00	8/15/2025
Infosys Limited	\$ 14,364,883.00	\$ 2,000,000.00	\$ 16,364,883.00	9/30/2025
LA Net Community Health Research and Resource	\$ 845,000.00	\$ 222,000.00	\$ 1,067,000.00	9/30/2025
Absolute Ops LLC	\$ 123,000.00	\$ 466,200.00	\$ 589,200.00	12/31/2025
Sullivan/Luallin, Inc.	\$ 849,711.12	Time	\$ 849,711.12	12/31/2025
BIG Language Solutions LLC	\$ 2,600,000.00	Time	\$ 2,600,000.00	2/28/2026
Healthy Cooking LLC	\$ 93,280.00	\$ 6,930.00	\$ 100,210.00	2/28/2026
Language Line Services, Inc.	\$ 20,400,000.00	Scope	\$ 20,400,000.00	4/30/2026
Sonia P. Guzman	\$ 137,840.00	\$ 3,020.00	\$ 140,860.00	7/31/2026
W Why W Enterprises, Inc.	\$ 300,000.00	\$ 200,000.00	\$ 500,000.00	12/31/2026
Continuum Global Solutions, LLC (Parent Compan	\$ 22,000,000.00	\$ 42,287,728.57	\$ 64,287,728.57	3/31/2027
Optiv Security, Inc.	\$ 1,874,024.92	\$ 65,457.03	\$ 1,939,481.95	4/2/2027
First Capitol Consulting, Inc. dba Trusaic	\$ 100,000.00	\$ 50,000.00	\$ 150,000.00	5/31/2027
WEX Health, Inc.	\$ 455,870.00	\$ 66,295.00	\$ 522,165.00	6/16/2027
WEX Health, Inc.	\$ 522,165.00	\$ 624,510.00	\$ 1,146,675.00	6/16/2027
Metcalfe Security Inc.	\$ 950,000.00	\$ 8,032,675.00	\$ 8,982,675.00	8/28/2028
Cequel Data Centers, L.P.	\$ 6,244,723.93	\$ 31,700.00	\$ 6,276,423.93	12/20/2028
Edifecs, Inc.	\$ 6,264,911.00	Scope	\$ 6,264,911.00	12/31/2030
Total	\$ 191,789,813.72			



L.A. Care Health Plan
AFS-006 Authorization and Approval Limits Annual Report
October 2023 - September 2024

New POs and Contracts

Vendor Name	PO and Contract Total
American Registry for Internet Numbers, LTD	\$ 500.00
Zoll Medical Corp	\$ 519.00
Omar Sanchez Barreras	\$ 650.00
Norm's Refrigeration, LLC.	\$ 772.50
Singleton Fire Protection, Inc.	\$ 860.00
Fitness International, LLC	\$ 1,000.00
Your Glass Connection, Inc.	\$ 1,500.00
Majestic Marketing, Inc.	\$ 1,606.44
Wistia, Inc	\$ 1,900.80
Johnathan Madrigal	\$ 1,981.50
Altec Products, Inc.	\$ 2,264.00
American Society of Addiction Medicine Inc.	\$ 2,388.00
Live Art Landscapes, Inc.	\$ 2,587.42
Metalcraft, Inc	\$ 3,375.20
Ethics Unlimited, LLC	\$ 4,000.00
Aunt Flow Corp.	\$ 4,102.50
Angela P. Ahmu	\$ 4,160.00
B&H Foto & Electronics, Corp.	\$ 4,288.87
Omar Ureta	\$ 5,000.00
Ryan Gonzalez	\$ 5,150.00
ABMS Solutions, LLC	\$ 5,250.00
Luxury Glass Tinting Inc.	\$ 5,350.00
Concur Technologies, Inc.	\$ 5,582.28
Sustainable Economic Enterprises of Los Angeles	\$ 5,900.00
Paradise Signs, Inc.	\$ 5,992.62
Pack4U, Inc	\$ 6,750.00
EPI-USE Labs, LLC	\$ 6,789.92
America's Health Insurance Plans, Inc.	\$ 7,000.00
WW North America Holdings LLC	\$ 7,200.00
Bootstrap Software Partners, LLC	\$ 7,415.48
Christopher Lopez	\$ 7,500.00
Blue Ribbon Technologies, LLC	\$ 7,800.00
Rita Lisa Sinkoski	\$ 7,800.00
Vicki Bolsega	\$ 7,800.00
LifeLabs Group, Inc.	\$ 8,550.00
Quadiant, Inc.	\$ 8,977.60
Jack Nadel Inc	\$ 9,000.00
LexisNexis Risk Solutions FL Inc	\$ 9,000.00
Michael Moldofsky	\$ 9,499.50
Elizabeth Barnett	\$ 9,900.00
Cintas Corporation No. 2	\$ 10,000.00
Tham & Associates LTD	\$ 10,000.00
Self-Help Graphics and Art, Inc	\$ 10,008.00
ISI Telemanagement Solutions, LLC	\$ 10,200.00
PhotoShelter, Inc.	\$ 10,499.00
Getty Images (US), Inc.	\$ 11,010.00
Alexandra Rodriguez	\$ 11,240.00
Zoom Video Communications, Inc.	\$ 11,294.00
Plunet Inc.	\$ 11,928.76
Bahareh Rabii	\$ 12,000.00
Project Joy, Inc.	\$ 12,000.00
GOANIMATE, INC.	\$ 12,037.00

New POs and Contracts

Vendor Name	PO and Contract Total
Iron Mountain Inc	\$ 12,300.00
Freeman-Thomas Early Education Consulting, LLC	\$ 13,912.00
Sandra De Jesus	\$ 14,000.00
Articulate Global, Inc.	\$ 14,503.03
Well Rounded Fitness LLC	\$ 15,000.00
Community Clinic Association of Los Angeles County	\$ 15,400.00
Footage Firm, Inc	\$ 15,500.00
Birthworkers of Color Collective	\$ 16,000.00
ComponentSource, Inc.	\$ 16,425.60
Smartsheet.com, Inc.	\$ 16,560.00
Elisa Urbano	\$ 17,160.00
Meltwater News US Inc.	\$ 17,545.00
Juan Andres lara	\$ 17,920.00
Environmental Systems Research Institute, Inc.	\$ 17,940.00
Harbor Community Clinic, Inc.	\$ 18,000.00
Harbor Connects	\$ 18,000.00
Luxor Printing Inc.	\$ 18,101.52
Blackbaud, Inc.	\$ 18,112.50
Lucero Cuevas-Moreno	\$ 19,000.00
Integrity Marketing Group, LLC (Parent Company of Deft Research, LLC)	\$ 19,300.00
Health Literacy Innovations, LLC	\$ 19,740.00
Urban Voices Project	\$ 19,760.00
I.D. Systems & Supplies, Inc.	\$ 20,000.00
Aurora Systems Consulting, Inc	\$ 20,443.50
Gasol Foundation	\$ 20,800.00
Digicert, Inc.	\$ 21,065.60
Stella Ilran Han	\$ 21,400.00
The Prophet Corporation	\$ 22,236.98
Tania Hernandez	\$ 23,010.00
Costas Healthcare Solutions, LLC	\$ 23,100.00
Your Own Greatness Affirmed, Inc.	\$ 24,000.00
Gallup, Inc.	\$ 24,150.00
Antonio De Jesus Estrada	\$ 24,624.00
Karen Perez	\$ 24,700.00
Venice 2000 dba HELPER Foundation	\$ 24,700.00
Avalon Arts and Cultural Alliance	\$ 24,750.00
Dalia Rosa Cadena	\$ 24,960.00
Competiscan, LLC	\$ 24,970.00
Axis Technology, LLC	\$ 25,000.00
Samuel Roman	\$ 25,009.53
The Whitewater Group, Inc.	\$ 25,285.00
Motherhood Together	\$ 26,200.00
Young Men's Christian Association of Metropolitan Los Angele	\$ 26,800.00
Insight Direct USA, Inc.	\$ 27,693.70
Nexry LLC	\$ 28,050.00
Training Connection LLC	\$ 28,540.00
Homeboy Industries	\$ 29,871.10
Comcast Holdings Corporation	\$ 30,000.00
Kinema Fitness, Inc.	\$ 30,000.00
Dewey Services Incorporated	\$ 30,122.00
Melissa Data Corporation	\$ 30,645.00
Amtex Delivery Systems	\$ 31,320.00
Safe and Sound Surveillance Solutions Inc	\$ 32,546.00
Lakeshore Equipment Company	\$ 32,588.83
Watts Healthcare Corporation	\$ 34,580.00
LPS Holdco LLC	\$ 35,000.00

New POs and Contracts

Vendor Name	PO and Contract Total
Miriam Patricia Perez	\$ 35,120.00
Esperanza Community Housing Corporation	\$ 35,360.00
AHN Foundation	\$ 35,600.00
Khavarian Enterprises, Inc.	\$ 35,800.00
SALVA	\$ 35,966.32
IBISWorld, Inc.	\$ 36,900.00
Galan Cultural Center Inc.	\$ 38,000.00
TRI Ventures, Inc.	\$ 38,000.00
Yesenia Andrade	\$ 38,480.00
EBSCO Industries, Inc.	\$ 38,500.00
FEAST	\$ 38,800.00
Laura Roman Cadena	\$ 39,480.00
Kimberley Carruthers	\$ 40,040.00
Judy Andrea Lozada	\$ 40,160.00
Sculpt Fitness Long Beach LLC	\$ 40,950.00
Fivetran Inc.	\$ 42,000.00
California Hospital Assessment and Reporting Task Force (CHART)	\$ 45,000.00
Expert Plant Care, Inc.	\$ 45,920.00
Staarr Realty Corporation (Grantee)	\$ 46,056.77
Staarr Realty Corporation (Lease)	\$ 46,056.77
Aquent LLC	\$ 47,662.00
Herald Christian Health Center	\$ 49,920.00
Hanson Bridgett LLP	\$ 50,000.00
Virginia Medina	\$ 52,000.00
SponsorCX, Inc.	\$ 52,500.00
Black Velveteen Yoga	\$ 52,990.00
Merative US L.P.	\$ 54,835.92
Antelope Valley Partners for Health	\$ 58,140.00
City of Long Beach (Grantee)	\$ 60,032.00
PPT Holdings I, LLC	\$ 60,477.84
GM Voices, Inc.	\$ 62,004.00
Gloria S. Nuestro	\$ 62,400.00
Ana Maria Delgado	\$ 62,900.00
Faith Tramples Fear LLC	\$ 62,900.00
Maria J. Davila	\$ 63,040.00
Merito Solutions, Inc	\$ 64,324.59
Posit Software, PBC	\$ 67,479.00
Bri Gainz LLC	\$ 67,600.00
Republic Services, Inc.	\$ 67,760.20
Aunt Bertha, a Public Benefit Corporation	\$ 68,000.00
Advanced Healthcare Administration	\$ 68,600.00
City of Long Beach	\$ 68,783.00
Peoples Yoga	\$ 70,030.00
WestLA Homeless	\$ 70,300.00
Uline, Inc.	\$ 70,336.38
Vendor Credentialing Service LLC	\$ 72,830.38
California Community Foundation (Grantee)	\$ 75,000.00
Homies Unidos, Inc. (Grantee)	\$ 75,000.00
Khmer Girls in Action (Grantee)	\$ 75,000.00
Southeast Asian Community Alliance (Grantee)	\$ 75,000.00
ALCO Sales & Service Co	\$ 75,049.89
Solarwinds, Inc.	\$ 75,633.00
Jennifer Baez	\$ 78,300.00
ATTAC Consulting Group, LLC	\$ 81,060.00
Rockstar Music, Inc.	\$ 83,600.00
Med-Mizer Inc	\$ 84,000.00

New POs and Contracts

Vendor Name	PO and Contract Total
AVI Systems, Inc.	\$ 85,363.00
Martha Navarro	\$ 86,040.00
Lands' End, Inc	\$ 86,417.99
Parent, Family Engagement and Community Services, Inc.	\$ 87,530.00
Unidos Por La Musica	\$ 87,840.00
Zones, LLC (Wholly Owned by Zones IT Solutions Inc.)	\$ 88,316.88
Corodata Shredding, Inc.	\$ 90,000.00
Edmund Jung & Associates Inc.	\$ 90,000.00
Moveworks, Inc.	\$ 90,000.00
Calven Inc	\$ 90,500.00
Qurium Solutions Inc	\$ 90,500.00
AccuSourceHR, Inc.	\$ 94,671.41
Gracelight Community Health (Grantee)	\$ 95,000.00
Advantage Mailing, LLC	\$ 95,089.57
Angie Gomez	\$ 96,320.00
ACE Health Consulting LLC	\$ 100,000.00
D&S Security, Inc.	\$ 100,000.00
Helpline Youth Counseling, Inc. (Grantee)	\$ 100,000.00
Jemmott Rollins Group, Inc.	\$ 100,000.00
L.A. Family Housing Corporation (Grantee)	\$ 100,000.00
Nossaman LLP	\$ 100,000.00
University of Southern California	\$ 105,000.00
City of Los Angeles, Department of Water and Power	\$ 108,000.00
Ollivier Corporation	\$ 112,394.71
Moss Adams LLP	\$ 112,676.00
Sovos Compliance, LLC	\$ 112,678.92
Providence Little Company of Mary Foundation	\$ 113,200.00
Amazon Capital Services, Inc.	\$ 116,160.87
Rubi Ruiz	\$ 118,500.00
Amazon Web Services	\$ 120,000.00
Compass Group USA, Inc.	\$ 120,000.00
In Due Time Coalition (Grantee)	\$ 120,000.00
Bhive Holdings, LLC	\$ 124,750.00
A Step to Freedom (Grantee)	\$ 125,000.00
Buddhist Tzu Chi Medical Foundation (Grantee)	\$ 125,000.00
California Black Women's Health Project (Grantee)	\$ 125,000.00
Central City Community Health Centers (Grantee)	\$ 125,000.00
Creative Acts (Grantee)	\$ 125,000.00
East Valley Community Health Center, Inc. (Grantee)	\$ 125,000.00
Health Access for All Inc. (Grantee)	\$ 125,000.00
HRRP Garland LLC	\$ 125,000.00
Inclusive Action for the City (Grantee)	\$ 125,000.00
Independent Feature Project, Inc. (Grantee)	\$ 125,000.00
PIH Health Physicians (Grantee)	\$ 125,000.00
T.H.E. Clinic, Inc. (Grantee)	\$ 125,000.00
The R.O.A.D.S. Foundation, Inc. (Grantee)	\$ 125,000.00
Watts Healthcare Corporation (Grantee)	\$ 125,000.00
BeverlyCare (Grantee)	\$ 125,000.00
Garfield Health Center (Grantee)	\$ 125,000.00
Fariborz Satey, MD, Inc. (Grantee)	\$ 125,000.00
Tangoe US, Inc.	\$ 132,768.00
Henry Schein, Inc.	\$ 133,628.99
VideoGuard, LLC	\$ 135,000.00
SAS Institute, Inc.	\$ 142,177.98
Rapid7 LLC	\$ 145,962.00
3C Community Clinic (Grantee)	\$ 150,000.00

New POs and Contracts

Vendor Name	PO and Contract Total
AltaMed Health Services Corporation (Grantee)	\$ 150,000.00
APLA Health & Wellness (Grantee)	\$ 150,000.00
Housing Works (Grantee)	\$ 150,000.00
Kutturan Chamoru Foundation (Grantee)	\$ 150,000.00
Los Angeles Christian Health Centers (Grantee)	\$ 150,000.00
New Economics for Women (Grantee)	\$ 150,000.00
Project Motherpath, Inc. (Grantee)	\$ 150,000.00
Sola I CAN Foundation (Grantee)	\$ 150,000.00
Southside Coalition of Community Health Centers (Grantee)	\$ 150,000.00
St. John's Well Child & Family Center (Grantee)	\$ 150,000.00
The Los Angeles Free Clinic (Grantee)	\$ 150,000.00
Unite-LA, Inc, (Grantee)	\$ 150,000.00
University Muslim Medical Association, Inc. (Grantee)	\$ 150,000.00
Venice Family Clinic (Grantee)	\$ 150,000.00
ABF Data Systems, Inc	\$ 154,552.00
Purchaser Business Group on Health	\$ 155,755.20
PillarRx Consulting, LLC	\$ 158,125.00
Brent Powell	\$ 158,540.00
First Class Vending, Inc	\$ 163,800.00
National Committee for Quality Assurance	\$ 169,405.84
Office Depot, Inc.	\$ 172,211.96
Rebecca E. Lynch	\$ 174,900.00
Bearing on Health Inc	\$ 176,000.00
MCKESSON MEDICAL-SURGICAL INC.	\$ 177,355.39
Center for Health Care Strategies Inc. (Grantee)	\$ 180,000.00
DGA Group Government Relations LLC	\$ 180,000.00
Cynthia ReedCarmona	\$ 181,500.00
God's Pantry	\$ 183,801.00
Anthony Peter Lopez, Jr.	\$ 185,827.24
WTI Holdings LLC	\$ 190,000.24
11:11 Systems, Inc.	\$ 190,584.56
CrowdStrike, Inc.	\$ 192,100.00
Harder + Company Community Research, Inc.	\$ 192,435.00
Bowser, Charles Warren	\$ 200,000.00
Broniec Associates Inc	\$ 200,000.00
Carl Andrew Botterud	\$ 200,000.00
Hogan Lovells US LLP	\$ 200,000.00
Lewis Brisbois Bisgaard & Smith LLP	\$ 200,000.00
Mansfield, Bronstein & Stone, LLP	\$ 200,000.00
Mintz Levin Cohn Ferris Glovsky and Popeo P.C.	\$ 200,000.00
Musick, Peeler & Garrett LLP	\$ 200,000.00
Parsons Behle & Latimer A Professional Corporation	\$ 200,000.00
Procopio, Cory, Hargreaves, & Savitch, LLP	\$ 200,000.00
Redwood Public Law, LLP	\$ 200,000.00
Richards, Watson & Gershon A Professional Corporation	\$ 200,000.00
Silicon Valley Community Foundation (Grantee)	\$ 200,000.00
Wilshire Advisors LLC	\$ 200,000.00
DocuSign, Inc.	\$ 208,925.00
GHA Technologies Inc	\$ 214,044.83
Community Clinic Association of Los Angeles County (Grantee)	\$ 215,250.00
Glass Box Technology, Inc.	\$ 218,129.03
SonBern LLC.	\$ 221,760.00
LA Net Community Health Research and Resource Network	\$ 222,000.00
Nielsen Merksamer Parrinello Gross & Leoni, LLP	\$ 236,707.20
BrandFuse, inc.	\$ 237,587.80
SAI360 Inc.	\$ 240,100.00

New POs and Contracts

Vendor Name	PO and Contract Total
SciQuest, Inc.	\$ 240,670.24
Ascencia (Grantee)	\$ 250,000.00
Breastfeeding Task Force of Greater Los Angeles (Grantee)	\$ 250,000.00
Downtown Women's Center (Grantee)	\$ 250,000.00
Imagine Los Angeles, Inc. (Grantee)	\$ 250,000.00
Northeast Community Clinic (Grantee)	\$ 250,000.00
The Anti-Recidivism Coalition (Grantee)	\$ 250,000.00
The Children's Clinic, Serving Children and Their Families (Grantee)	\$ 250,000.00
White Memorial Community Health Center (Grantee)	\$ 250,000.00
Worksite Wellness LA	\$ 263,176.00
Asian Pacific Health Care Venture, Inc. (Grantee)	\$ 275,000.00
Garfield Health Center (Grantee)	\$ 275,000.00
Herald Christian Health Center (Grantee)	\$ 275,000.00
STEM to the Future (Grantee)	\$ 275,000.00
Health Management Associates, Inc. (dba Wakely Consulting Group, LLC)	\$ 280,000.00
Green Management Consulting Group, Inc.	\$ 286,875.00
MG Dance Foundation	\$ 299,660.00
Affordable Living for The Aging (Grantee)	\$ 300,000.00
Barber Ranen LLP	\$ 300,000.00
Byrne & Nixon, LLP	\$ 300,000.00
Chinatown Service Center (Grantee)	\$ 300,000.00
Diversity Uplifts, Inc. (Grantee)	\$ 300,000.00
Proaxys, Inc.	\$ 300,000.00
Southern California Medical Center, Inc. (Grantee)	\$ 300,000.00
Winston & Strawn LLP	\$ 300,000.00
Microsoft Corporation	\$ 304,427.00
City of Glendale (Grantee)	\$ 308,779.80
Advent Advisory Group LLC	\$ 311,197.16
Community Partners (Grantee)	\$ 325,000.00
HALO BRANDED SOLUTIONS, INC.	\$ 333,392.96
JeffersonLarsonSmith LLC	\$ 349,150.00
Mazars USA LLP	\$ 349,542.00
Public Health Foundation Enterprises, Inc. (Grantee)	\$ 350,000.00
Harbor Community Clinic, Inc. (Grantee)	\$ 357,031.00
SurveyMonkey Inc.	\$ 362,624.20
Informatica LLC	\$ 370,439.13
Office Ally, Inc.	\$ 385,000.00
Crowell & Moring LLP	\$ 400,000.00
Fisher & Phillips, LLP	\$ 400,000.00
MetaSoftTech Solutions LLC	\$ 400,000.00
Meyers, Nave, Riback, Silver & Wilson	\$ 400,000.00
Northeast Valley Health Corporation (Grantee)	\$ 400,000.00
Pediatric & Family Medical Center (Grantee)	\$ 400,000.00
Seyfarth Shaw LLP	\$ 400,000.00
Via Care Community Health Center (Grantee)	\$ 400,000.00
Fierce Software Corporation	\$ 401,587.56
Micro-Dyn Medical Systems, LLC	\$ 403,515.00
El Sol Neighborhood Educational Center	\$ 433,000.00
CVS Pharmacy, Inc.	\$ 450,000.00
Critical Care Training Center	\$ 454,400.00
Acquia, Inc	\$ 455,174.54
Healthy Cooking LLC	\$ 472,800.00
Prevalent, Inc.	\$ 498,964.77
Martin Luther King, Jr. Community Health Foundation (Grantee)	\$ 500,000.00
W Why W Enterprises, Inc.	\$ 500,000.00
Morgan, Lewis & Bockius, LLP	\$ 505,000.00

New POs and Contracts

Vendor Name	PO and Contract Total
AArete, LLC	\$ 525,000.00
CenturyLink Communications, LLC	\$ 538,385.31
Sonia P. Guzman	\$ 563,045.00
Cato Networks, Inc.	\$ 572,126.38
Epstein Becker & Green, P.C.	\$ 600,000.00
Orbach Huff & Henderson LLP	\$ 600,000.00
Skillsoft Corporation	\$ 616,399.91
A&M Healthcare Industry Group, LLC (a Wholly Owned Subsidiary of A&M Holdings, LLC)	\$ 617,000.00
Level 3 Financing, Inc.	\$ 650,000.00
mPulse Mobile, Inc.	\$ 652,782.00
Quest Analytics, Inc. (Parent Company of Quest Analytics L.L.C.)	\$ 654,740.00
Cahaba Consulting Group, LLC	\$ 695,450.00
Canon Financial Services, Inc.	\$ 717,768.00
Canon Financial Services, Inc. (Grantee)	\$ 717,768.00
Canon Financial Services, Inc. (Lease)	\$ 717,768.00
Optum360 LLC	\$ 725,004.46
JWCH Institute, Inc. (Grantee)	\$ 750,000.00
Canon Solutions America Inc	\$ 769,548.56
SKKN, INC.	\$ 837,962.95
Lista Design Studio, Inc.	\$ 850,000.00
Datavail Corporation	\$ 855,941.00
RightStar, Inc.	\$ 884,732.97
Isaacs Friedberg LLP	\$ 900,000.00
Greater Rochester Independent Practice Association, Inc.	\$ 940,000.00
Deloitte & Touche LLP	\$ 988,900.00
Best Best & Krieger LLP	\$ 1,100,000.00
Safety Net Connect Inc.	\$ 1,180,000.00
Absolute Ops LLC	\$ 1,182,497.75
Cognizant Technology Solutions U.S. Corporation	\$ 1,198,944.84
Andrues/Podberesky, APLC	\$ 1,200,000.00
Manhattan Telecommunications Corporation LLC	\$ 1,280,948.68
California Association of Food Banks (Grantee)	\$ 1,300,000.00
Health Management Associates Inc.	\$ 1,372,800.00
M. Arthur Gensler, Jr. & Associates, Inc	\$ 1,415,661.50
Gartner Inc.	\$ 1,418,774.20
Zipari, Inc.	\$ 1,626,223.52
Wavestone Consulting US Inc.	\$ 1,651,000.00
Saviynt, Inc.	\$ 1,730,873.07
Earth Print Inc.	\$ 1,743,216.64
Larson LLP	\$ 1,756,507.50
Charles R. Drew University of Medicine and Science (Grantee)	\$ 1,861,019.20
Thrasys, Inc.	\$ 1,950,000.00
UCLA Foundation, The (Grantee)	\$ 1,977,019.20
Avalon Medical Development Corporation (Grantee)	\$ 2,000,000.00
CCI Network Services LLC	\$ 2,000,000.00
Momentum Telecom, Inc.	\$ 2,082,178.08
County of Los Angeles (Grantee)	\$ 2,100,000.00
Instant InfoSystems	\$ 2,114,550.62
Collective Medical Technologies, Inc.	\$ 2,732,478.00
SAP America, Inc.	\$ 2,754,209.78
North Star Alliances, LLC	\$ 2,878,200.00
AdhereHealth Solutions LLC	\$ 2,990,000.00
Center for the Study of Services	\$ 3,586,620.51
Uncommon Good, A California Nonprofit Corporation (Grantee)	\$ 4,000,000.00
Hyland Software, Inc.	\$ 4,140,425.60
NTT America, Inc.	\$ 4,157,977.58

New POs and Contracts

Vendor Name	PO and Contract Total
Toney HealthCare Consulting, LLC	\$ 4,363,584.00
New Tangram, LLC	\$ 4,395,400.00
NICE Systems Inc	\$ 4,524,908.56
Arent Fox LLP	\$ 4,600,000.00
Daponde Simpson Rowe PC	\$ 4,775,000.00
Oracle America, Inc.	\$ 5,249,316.00
IX Layer Inc	\$ 5,400,000.00
Resources Connection Inc.	\$ 5,434,900.00
Optiv Security, Inc.	\$ 5,990,281.36
Sheppard Mullin Richter & Hampton LLP	\$ 6,446,636.77
Cequel Data Centers, L.P.	\$ 6,907,958.22
OptumInsight, Inc.	\$ 7,118,500.00
Deloitte LLP	\$ 7,500,000.00
ePlus Technology, inc.	\$ 8,780,073.83
Metcalfe Security Inc.	\$ 8,982,675.00
Edifecs, Inc.	\$ 10,824,571.46
salesforce.com, inc.	\$ 11,329,232.49
Cognizant TriZetto Software Group, Inc.	\$ 11,882,576.91
Ntooitive Digital LLC	\$ 12,340,575.00
SHI International Corp	\$ 23,071,024.45
Sierra Pacific Constructors, Inc.	\$ 26,488,940.00
Infosys Limited	\$ 27,403,848.00
I Color Printing & Mailing Inc	\$ 29,181,243.69
Total	\$ 365,993,883.86



L.A. Care Health Plan
AFS-006 Authorization and Approval Limits Annual Report
October 2023 - September 2024

Amended Vendor Contracts

Vendor Name	Current Contract Total	Amendment	New Contract Total	Term Date
Integrated Healthcare Association	\$ 362,425.35	\$ 88,370.00	\$ 450,795.35	No Expiration
Los Angeles Network for Enhanced Services-Health Information	\$ 8,100,000.00	\$ 350,000.00	\$ 8,450,000.00	No Expiration
Cognizant Technology Solutions U.S. Corporation	\$ 4,251,301.00	\$ 2,156,130.00	\$ 6,407,431.00	10/31/2023
Cognizant TriZetto Software Group, Inc.	\$ 6,839.02	\$ 3,194.74	\$ 10,033.76	10/31/2023
MCG Health LLC	\$ 6,915,894.20	\$ 328,808.10	\$ 7,244,702.30	11/10/2023
Health Management Associates Inc.	\$ 320,080.00	Time	\$ 320,080.00	12/31/2023
Cognizant Technology Solutions U.S. Corporation	\$ 6,159,359.00	\$ 292,000.00	\$ 6,451,359.00	12/31/2023
Cynthia ReedCarmona	\$ 182,000.00	\$ 182,000.00	\$ 364,000.00	12/31/2023
mPulse Mobile, Inc.	\$ 318,491.00	\$ 56,776.00	\$ 375,267.00	12/31/2023
Zipari, Inc.	\$ 3,509,572.32	\$ 310,032.36	\$ 3,819,604.68	12/31/2023
Cerner Corporation	\$ 250,000.00	\$ 60,000.00	\$ 310,000.00	12/31/2023
Zipari, Inc.	\$ 3,819,604.68	\$ 103,644.12	\$ 3,923,248.80	1/31/2024
Zipari, Inc.	\$ 3,923,248.80	\$ 103,644.12	\$ 4,026,892.92	2/29/2024
phData, Inc.	\$ 159,780.00	Time	\$ 159,780.00	3/1/2024
Toney HealthCare Consulting, LLC	\$ 2,026,000.00	Time	\$ 2,026,000.00	3/31/2024
Resources Connection Inc.	\$ 2,505,000.00	\$ 850,000.00	\$ 3,355,000.00	3/31/2024
Shah Health LLC	\$ 300,000.00	Scope	\$ 300,000.00	3/31/2024
Cognizant TriZetto Software Group, Inc.	\$ 27,399.12	\$ 44,513.66	\$ 71,912.78	3/31/2024
Alison Klurfeld	\$ 267,400.00	\$ 118,700.00	\$ 386,100.00	4/17/2024
Cequel Data Centers, L.P.	\$ 177,921.43	Scope	\$ 177,921.43	4/9/2024
Cognizant TriZetto Software Group, Inc.	\$ 4,586.72	\$ 2,878.40	\$ 7,465.12	5/1/2024
Applied Research Works, Inc.	\$ 588,000.00	\$ 371,000.00	\$ 959,000.00	5/2/2024
Actum II, LLC	\$ 300,000.00	\$ 300,000.00	\$ 600,000.00	5/31/2024
Cognizant Technology Solutions U.S. Corporation	\$ 6,407,431.00	\$ 1,930,354.16	\$ 8,337,785.16	5/31/2024
Analysis Prime, Inc.	\$ 150,000.00	\$ 133,200.00	\$ 283,200.00	5/31/2024
MetaSoftTech Solutions LLC	\$ 300,000.00	\$ 300,000.00	\$ 600,000.00	6/30/2024
Deepa Gupta	\$ 150,000.00	\$ 150,000.00	\$ 300,000.00	6/30/2024
Axis Technology, LLC	\$ 471,000.00	\$ 75,000.00	\$ 546,000.00	6/30/2024
UL VERIFICATION SERVICES INC	\$ 158,874.17	Scope	\$ 158,874.17	6/30/2024
Pack4U, Inc.	\$ 6,750.00	Time	\$ 6,750.00	6/30/2024
Health Management Associates Inc.	\$ 332,790.00	Time	\$ 332,790.00	6/30/2024
Well Rounded Fitness LLC	\$ 23,390.00	\$ (2,750.00)	\$ 20,640.00	6/30/2024
Shah Health LLC	\$ 300,000.00	\$ 75,000.00	\$ 375,000.00	6/30/2024
Cognizant Technology Solutions U.S. Corporation	\$ 6,451,359.00	\$ 248,000.00	\$ 6,699,359.00	6/30/2024
Health Management Associates Inc.	\$ 320,080.00	Time	\$ 320,080.00	6/30/2024
Alison Klurfeld	\$ 386,100.00	Time	\$ 386,100.00	7/17/2024
Health Management Associates, Inc. (dba Wakely Consulting Gro	\$ 140,723.75	\$ 75,000.00	\$ 215,723.75	7/31/2024
Sonia P. Guzman	\$ 65,600.00	\$ 16,400.00	\$ 82,000.00	7/31/2024
Health Management Associates Inc.	\$ 189,225.00	\$ 249,685.00	\$ 438,910.00	7/31/2024
Critical Care Training Center (West LA)	\$ 16,800.00	\$ 600.00	\$ 17,400.00	7/31/2024
Iron Mountain Inc.	\$ 1,500,000.00	\$ 6,300.00	\$ 1,506,300.00	7/31/2024
DocuSign, Inc.	\$ 167,140.00	\$ 20,124.14	\$ 187,264.14	8/15/2024
AArete, LLC	\$ 495,000.00	Time	\$ 495,000.00	8/16/2024
Broniec Associates Inc	\$ 100,000.00	Scope	\$ 100,000.00	8/22/2024
Critical Care Training Center	\$ 50,400.00	\$ 1,200.00	\$ 51,600.00	8/31/2024
Yesenia Andrade	\$ 29,750.00	\$ 3,000.00	\$ 32,750.00	8/31/2024
Critical Care Training Center	\$ 36,400.00	\$ 1,000.00	\$ 37,400.00	8/31/2024
Cequel Data Centers, L.P.	\$ 177,921.43	\$ 63,000.00	\$ 240,921.43	8/7/2024
OnSolve Intermediate Holding Company, Inc.	\$ 53,779.50	\$ 1,747.74	\$ 55,527.24	9/18/2024
Collective Medical Technologies, Inc.	\$ 5,100,096.00	\$ (2,367,618.00)	\$ 2,732,478.00	9/29/2024
FRASCO, Inc.	\$ 314,000.00	\$ 100,000.00	\$ 414,000.00	9/30/2024
ALTA Language Services, Inc.	\$ 31,920.00	\$ 35,000.00	\$ 66,920.00	9/30/2024
Krishanda Hampton	\$ 306,685.00	\$ 84,835.00	\$ 391,520.00	9/30/2024
Solugenix Corporation	\$ 19,281,522.00	\$ 12,000,000.00	\$ 31,281,522.00	9/30/2024
Infosys Limited	\$ 9,364,883.00	\$ 3,300,000.00	\$ 12,664,883.00	9/30/2024
Infosys Limited	\$ 8,000,000.00	\$ 3,172,709.00	\$ 11,172,709.00	9/30/2024
Solugenix Corporation	\$ 31,281,522.00	Scope	\$ 31,281,522.00	9/30/2024
Press Ganey Associates, Inc.	\$ 329,785.57	\$ 25,324.15	\$ 355,109.72	9/30/2024
Resources Connection Inc.	\$ 3,355,000.00	\$ 525,000.00	\$ 3,880,000.00	9/30/2024
Applied Research Works, Inc.	\$ 959,000.00	\$ 217,000.00	\$ 1,176,000.00	9/30/2024
Solugenix Corporation	\$ 31,281,522.00	\$ 6,000,000.00	\$ 37,281,522.00	9/30/2024
mPulse Mobile, Inc.	\$ 336,602.00	Scope	\$ 336,602.00	9/30/2024
Cynthia ReedCarmona	\$ 91,000.00	\$ 45,500.00	\$ 136,500.00	9/30/2024
Center for the Study of Services	\$ 128,683.06	\$ 3,250.00	\$ 131,933.06	9/30/2024
Infosys Limited	\$ 12,664,883.00	\$ 1,700,000.00	\$ 14,364,883.00	9/30/2024
Solugenix Corporation	\$ 37,281,522.00	\$ 2,900,000.00	\$ 40,181,522.00	9/30/2024
Cognizant Technology Solutions U.S. Corporation	\$ 8,337,785.16	\$ 915,019.20	\$ 9,252,804.36	9/30/2024
Health Management Associates Inc.	\$ 88,320.00	\$ 16,000.00	\$ 104,320.00	9/30/2024
MG Dance Foundation	\$ 25,960.00	\$ 2,560.00	\$ 28,520.00	9/30/2024
Cognizant TriZetto Software Group, Inc.	\$ 1,957,613.60	Time	\$ 1,957,613.60	9/30/2024
Health Management Associates Inc.	\$ 320,080.00	Time	\$ 320,080.00	9/30/2024

Amended Vendor Contracts

Vendor Name	Current Contract Total	Amendment	New Contract Total	Term Date
AArete, LLC	\$ 495,000.00	\$ 30,000.00	\$ 525,000.00	10/11/2024
Cequel Data Centers, L.P.	\$ 240,921.43	Time	\$ 240,921.43	10/15/2024
A.O. Reed & Co., LLC	\$ 179,119.00	\$ 41,281.00	\$ 220,400.00	10/31/2024
HRchitect, Inc.	\$ 118,000.00	\$ 35,000.00	\$ 153,000.00	10/31/2024
Office Ally, Inc.	\$ 360,000.00	\$ 25,000.00	\$ 385,000.00	10/31/2024
Scott Ash	\$ 209,500.00	\$ 50,000.00	\$ 259,500.00	10/31/2024
Toney HealthCare Consulting, LLC	\$ 1,000,000.00	\$ 400,000.00	\$ 1,400,000.00	10/31/2024
Toney HealthCare Consulting, LLC	\$ 1,400,000.00	\$ 600,000.00	\$ 2,000,000.00	10/31/2024
Toney HealthCare Consulting, LLC	\$ 2,000,000.00	\$ 475,000.00	\$ 2,475,000.00	10/31/2024
11:11 Systems, Inc.	\$ 185,824.56	\$ 4,760.00	\$ 190,584.56	11/1/2024
Analysis Prime, Inc.	\$ 283,200.00	\$ 66,600.00	\$ 349,800.00	11/30/2024
Datavail Corporation	\$ 226,536.00	\$ 59,577.00	\$ 286,113.00	11/30/2024
FanelliPM	\$ 69,672.00	\$ 23,145.00	\$ 92,817.00	11/30/2024
FanelliPM	\$ 72,562.00	\$ 9,716.00	\$ 82,278.00	11/30/2024
Sierra Pacific Constructors, Inc.	\$ 3,445,954.00	Time	\$ 3,445,954.00	12/15/2024
EPI-USE America Inc.	\$ 340,000.00	\$ 100,000.00	\$ 440,000.00	12/31/2024
Ex Novo, Inc.	\$ 149,017.00	\$ 17,000.00	\$ 166,017.00	12/31/2024
Hyland Software, Inc.	\$ 412,225.00	\$ 384,835.00	\$ 797,060.00	12/31/2024
Hyland Software, Inc.	\$ 216,750.00	\$ 506,812.50	\$ 723,562.50	12/31/2024
Broniec Associates Inc.	\$ 100,000.00	\$ 100,000.00	\$ 200,000.00	12/31/2024
Advanced Medical Reviews, LLC	\$ 449,000.00	Time	\$ 449,000.00	12/31/2024
Cynthia ReedCarmona	\$ 136,500.00	\$ 45,000.00	\$ 181,500.00	12/31/2024
Change Healthcare Resources Holdings Inc.	\$ 6,100,000.00	\$ 300,000.00	\$ 6,400,000.00	12/31/2024
Cognizant Technology Solutions U.S. Corporation	\$ 6,699,359.00	\$ 105,000.00	\$ 6,804,359.00	12/31/2024
Cognizant Technology Solutions U.S. Corporation	\$ 740,264.00	\$ 147,080.00	\$ 887,344.00	12/31/2024
Cognizant Technology Solutions U.S. Corporation	\$ 887,344.00	\$ 38,020.00	\$ 925,364.00	12/31/2024
FRASCO, Inc.	\$ 414,000.00	\$ 117,000.00	\$ 531,000.00	12/31/2024
FRASCO, Inc.	\$ 531,000.00	Scope	\$ 531,000.00	12/31/2024
Gita Murthy	\$ 750,000.00	\$ 125,000.00	\$ 875,000.00	12/31/2024
Health Management Associates Inc.	\$ 100,000.00	\$ 200,000.00	\$ 300,000.00	12/31/2024
Health Management Associates, Inc. (dba Leavitt Partners, LLC)	\$ 187,800.00	\$ 33,000.00	\$ 220,800.00	12/31/2024
Lorenzo Campos-Marquez	\$ 2,469,420.50	Scope	\$ 2,469,420.50	12/31/2024
Mayor's Fund for Los Angeles	\$ 1,078,000.02	\$ 750,000.00	\$ 1,828,000.02	12/31/2024
MetaSoftTech Solutions LLC (Temp Labor)	\$ 600,000.00	\$ 600,000.00	\$ 1,200,000.00	12/31/2024
MetaSoftTech Solutions LLC (QNXT & CCA)	\$ 600,000.00	\$ 600,000.00	\$ 1,200,000.00	12/31/2024
MetaSoftTech Solutions LLC	\$ 1,200,000.00	\$ 150,000.00	\$ 1,350,000.00	12/31/2024
Milliman Inc.	\$ 1,599,000.00	\$ 400,000.00	\$ 1,999,000.00	12/31/2024
Milliman Inc.	\$ 1,650,000.00	\$ 400,000.00	\$ 2,050,000.00	12/31/2024
mPulse Mobile, Inc.	\$ 408,482.00	\$ 41,300.00	\$ 449,782.00	12/31/2024
Panhealth Inc.	\$ 395,000.00	\$ 275,000.00	\$ 670,000.00	12/31/2024
Payspan, Inc.	\$ 3,875,000.00	\$ 400,000.00	\$ 4,275,000.00	12/31/2024
Pearl Meyer & Partners LLC	\$ 389,500.00	\$ 75,000.00	\$ 464,500.00	12/31/2024
Resources Connection Inc.	\$ 1,694,000.00	\$ 448,800.00	\$ 2,142,800.00	12/31/2024
Safety Net Connect Inc.	\$ 116,000.00	\$ 182,000.00	\$ 298,000.00	12/31/2024
TRI Ventures, Inc.	\$ 48,464,908.00	\$ 15,000,000.00	\$ 63,464,908.00	12/31/2024
Therapeutic Bridges Inc.	\$ 19,000.00	\$ 21,000.00	\$ 40,000.00	12/31/2024
Toney HealthCare Consulting, LLC	\$ 475,000.00	\$ 150,000.00	\$ 625,000.00	12/31/2024
Toney HealthCare Consulting, LLC	\$ 2,026,000.00	\$ 360,000.00	\$ 2,386,000.00	12/31/2024
WestLA Homeless	\$ 84,700.00	\$ (14,400.00)	\$ 70,300.00	12/31/2024
Ex Novo, Inc.	\$ 126,073.00	\$ 16,450.00	\$ 142,523.00	1/1/2025
AltaMed Health Services Corporation	\$ 150,000.00	Time	\$ 150,000.00	1/1/2025
Martin Luther King, Jr. Community Health Foundation	\$ 500,000.00	Time	\$ 500,000.00	1/1/2025
The Messina Group, Inc.	\$ 225,000.00	\$ 67,500.00	\$ 292,500.00	1/31/2025
1055 Seventh, LLC	\$ 75,478,939.00	\$ 295,597.00	\$ 75,774,536.00	1/31/2025
Community Clinic Association of Los Angeles County	\$ 600,000.00	\$ 60,000.00	\$ 517,409.40	1/31/2025
Resources Connection Inc.	\$ 250,000.00	\$ 31,000.00	\$ 281,000.00	1/31/2025
Deloitte LLP	\$ 7,500,000.00	Time	\$ 7,500,000.00	2/7/2025
ABMS Solutions, LLC	\$ 6,920.00	\$ 5,250.00	\$ 12,170.00	2/17/2025
Traliant Operating, LLC	\$ 59,015.00	\$ 21,000.00	\$ 80,015.00	2/17/2025
Traliant Operating, LLC	\$ 75,015.00	\$ 5,100.00	\$ 80,115.00	2/17/2025
Traliant Operating, LLC	\$ 85,115.00	\$ 3,075.00	\$ 88,190.00	2/17/2025
Toney HealthCare Consulting, LLC	\$ 3,763,584.00	Time	\$ 3,763,584.00	2/28/2025
Transform Health LLC	\$ 1,098,910.29	\$ 646,751.96	\$ 1,745,662.25	2/28/2025
Datavail Corporation	\$ 306,564.00	\$ 263,264.00	\$ 569,828.00	3/26/2025
NTT America, Inc.	\$ 350,000.00	\$ 250,000.00	\$ 600,000.00	3/30/2025
Kensington Consulting Group LLC	\$ 70,000.00	\$ 60,000.00	\$ 130,000.00	3/31/2025
Marie Montgomery	\$ 400,400.00	Time	\$ 400,400.00	4/5/2025
Community Clinic Association of Los Angeles County	\$ 200,000.00	Scope	\$ 200,000.00	4/15/2025
Central City Community Health Centers	\$ 125,000.00	Time	\$ 125,000.00	4/15/2025
Invent Health Inc.	\$ 3,814,850.00	\$ 1,018,475.00	\$ 4,833,325.00	4/30/2025
SAI360 Inc.	\$ 240,100.00	Scope	\$ 240,100.00	4/30/2025
Healthcare in Action, Inc.	\$ 500,000.00	Time	\$ 500,000.00	5/1/2025
Actum II, LLC	\$ 600,000.00	\$ 600,000.00	\$ 1,200,000.00	5/31/2025
Critical Care Training Center	\$ 33,600.00	\$ 2,600.00	\$ 36,200.00	5/31/2025
LA Net Community Health Research and Resource Network	\$ 220,000.00	\$ 2,000.00	\$ 222,000.00	5/31/2025

Amended Vendor Contracts

Vendor Name	Current Contract Total	Amendment	New Contract Total	Term Date
NexTec Operating Corp	\$ 400,000.00	\$ 100,000.00	\$ 500,000.00	6/1/2025
Brent Powell	\$ 52,500.00	\$ 9,750.00	\$ 62,250.00	6/30/2025
Critical Care Training Center	\$ 33,600.00	\$ 2,800.00	\$ 36,400.00	6/30/2025
Deepa Gupta	\$ 300,000.00	\$ 150,000.00	\$ 450,000.00	6/30/2025
FanelliPM	\$ 217,887.00	\$ 56,419.00	\$ 274,306.00	6/30/2025
I Color Printing & Mailing Inc	\$ 4,090,200.00	\$ 4,600,000.00	\$ 8,690,200.00	6/30/2025
Imagenet LLC	\$ 600,000.00	\$ 200,000.00	\$ 800,000.00	6/30/2025
Imagenet LLC	\$ 3,750,000.00	\$ 600,000.00	\$ 4,350,000.00	6/30/2025
Critical Care Training Center (Wilmington)	\$ 33,600.00	\$ 3,000.00	\$ 36,600.00	7/31/2025
Datavail Corporation	\$ 519,984.00	\$ 272,136.00	\$ 792,120.00	8/15/2025
Advize Health LLC	\$ 146,000.00	\$ 146,000.00	\$ 292,000.00	8/24/2025
Moss Adams LLP	\$ 80,185.00	\$ 86,745.00	\$ 166,930.00	9/15/2025
Bayard Advertising Agency, Inc.	\$ 658,000.00	\$ 291,514.00	\$ 949,514.00	9/30/2025
FEAST	\$ 44,800.00	\$ (6,000.00)	\$ 38,800.00	9/30/2025
Imagenet LLC	\$ 4,101,233.00	\$ 11,707,395.00	\$ 15,808,628.00	9/30/2025
Infosys Limited	\$ 14,364,883.00	\$ 2,000,000.00	\$ 16,364,883.00	9/30/2025
LA Net Community Health Research and Resource Network	\$ 845,000.00	\$ 222,000.00	\$ 1,067,000.00	9/30/2025
Medica Talent Group Inc.	\$ 250,000.00	\$ 185,000.00	\$ 435,000.00	9/30/2025
Medica Talent Group Inc.	\$ 435,000.00	\$ 550,000.00	\$ 985,000.00	9/30/2025
Mitchell Martin Inc.	\$ 300,000.00	\$ 250,000.00	\$ 550,000.00	9/30/2025
Critical Care Training Center (Pomona)	\$ 33,600.00	\$ 18,000.00	\$ 51,600.00	10/31/2025
Critical Care Training Center (Lynwood)	\$ 72,800.00	\$ 5,200.00	\$ 78,000.00	11/30/2025
Sullivan/Luallin, Inc.	\$ 849,711.12	Time	\$ 849,711.12	12/31/2025
Absolute Ops LLC	\$ 123,000.00	\$ 466,200.00	\$ 589,200.00	12/31/2025
Centauri Health Solutions, Inc.	\$ 3,600,000.00	Time	\$ 3,600,000.00	12/31/2025
Cloud Technology Innovations LLC	\$ 2,335,000.00	\$ 1,048,000.00	\$ 3,383,000.00	12/31/2025
Critical Care Training Center (East L.A.)	\$ 33,600.00	\$ 4,000.00	\$ 37,600.00	12/31/2025
Critical Care Training Center (Long Beach)	\$ 33,600.00	\$ 4,000.00	\$ 37,600.00	12/31/2025
Infocrossing, LLC	\$ 3,462,949.00	\$ 1,200,000.00	\$ 4,662,949.00	12/31/2025
Multnomah Group, Inc.	\$ 288,000.00	\$ 86,400.00	\$ 374,400.00	12/31/2025
Oliver Tate Brooks	\$ 840,000.00	\$ 150,000.00	\$ 990,000.00	12/31/2025
SAP America, Inc.	\$ 3,087,000.00	\$ 2,043,303.78	\$ 5,130,303.78	12/31/2025
Avantpage Inc.	\$ 1,950,000.00	\$ 1,000,000.00	\$ 2,950,000.00	2/7/2026
BIG Language Solutions LLC	\$ 2,600,000.00	Time	\$ 2,600,000.00	2/28/2026
Healthy Cooking LLC	\$ 93,280.00	\$ 6,930.00	\$ 100,210.00	2/28/2026
Language Line Services, Inc.	\$ 12,600,000.00	\$ 7,800,000.00	\$ 20,400,000.00	4/30/2026
Language Line Services, Inc.	\$ 20,400,000.00	Scope	\$ 20,400,000.00	4/30/2026
O'Neil Digital Solutions LLC	\$ 3,000,000.00	Scope	\$ 3,000,000.00	6/30/2026
Fivetran Inc.	\$ 722,600.00	Time	\$ 722,600.00	7/30/2026
Sonia P. Guzman	\$ 137,840.00	\$ 3,020.00	\$ 140,860.00	7/31/2026
FAIR Health, Inc.	\$ 749,000.00	\$ 748,560.00	\$ 1,497,560.00	8/7/2026
Franklin Covey Client Sales, Inc.	\$ 87,023.73	\$ 55,366.00	\$ 142,389.73	9/30/2026
NetCentric Technologies Inc.	\$ 1,415,000.00	\$ 975,000.00	\$ 2,390,000.00	9/30/2026
Harvard Business School Publishing Corporation	\$ 81,795.04	\$ 16,516.50	\$ 98,311.54	12/19/2026
CBRE Group, Inc.	\$ 100,000.00	Time	\$ 100,000.00	12/31/2026
Interior Office Solutions (LOS ANG) LP	\$ 3,872,000.00	Scope	\$ 3,872,000.00	12/31/2026
Westfall Commercial Furniture	\$ 2,575,000.00	Time	\$ 2,575,000.00	12/31/2026
NetFile, Inc.	\$ 30,000.00	\$ 15,919.00	\$ 45,919.00	1/11/2027
NTT America, Inc.	\$ 2,275,680.00	\$ 197,111.00	\$ 2,472,791.00	1/25/2027
UptoDate, Inc.	\$ 160,434.33	\$ 184,882.00	\$ 345,316.33	2/28/2027
Continuum Global Solutions, LLC (Parent Company of Faneuil, L	\$ 22,000,000.00	\$ 42,287,728.57	\$ 64,287,728.57	3/31/2027
Los Angeles Network for Enhanced Services-Health Information	\$ 8,450,000.00	\$ 5,489,132.00	\$ 13,939,132.00	3/31/2027
Optiv Security, Inc.	\$ 1,874,024.92	\$ 65,457.03	\$ 1,939,481.95	4/2/2027
First Capitol Consulting, Inc. dba Trusaic	\$ 100,000.00	\$ 50,000.00	\$ 150,000.00	5/31/2027
WEX Health, Inc.	\$ 455,870.00	\$ 66,295.00	\$ 522,165.00	6/16/2027
WEX Health, Inc.	\$ 522,165.00	\$ 624,510.00	\$ 1,146,675.00	6/16/2027
Cognizant TriZetto Software Group, Inc.	\$ 56,273,719.41	\$ 134,400.00	\$ 56,408,119.41	9/30/2027
Cognizant TriZetto Software Group, Inc.	\$ 748,550.00	\$ 669,760.00	\$ 1,418,310.00	9/30/2027
Cognizant TriZetto Software Group, Inc.	\$ 75,944,611.22	Scope	\$ 75,944,611.22	9/30/2027
Metcalf Security Inc.	\$ 950,000.00	\$ 8,032,675.00	\$ 8,982,675.00	8/28/2028
Cognizant TriZetto Software Group, Inc.	\$ 439,488.00	\$ 371,512.00	\$ 811,000.00	8/29/2028
Elsevier Inc.	\$ 37,730.00	\$ 39,232.00	\$ 76,962.00	10/23/2028
MCG Health LLC	\$ 7,244,702.30	\$ 11,510,319.50	\$ 18,755,021.80	11/10/2028
Cequel Data Centers, L.P.	\$ 6,244,723.93	\$ 31,700.00	\$ 6,276,423.93	12/20/2028
County of Los Angeles	\$ 50,000,000.00	\$ 30,000,000.00	\$ 80,000,000.00	12/31/2028
Edifecs, Inc. MSLA (SaaS T and C) and (BAA)	\$ 6,264,911.00	Scope	\$ 6,264,911.00	12/31/2030
Prove Em Investments LLC	\$ 3,483,873.00	Scope	\$ 3,483,873.00	8/30/2033
Decron Properties Corp	\$ 3,928,203.00	Time	\$ 3,928,203.00	10/30/2033
Total	\$ 770,010,801.68			



L.A. Care Health Plan
2024 Authorization and Approval Limits Quarterly Report
July 2024 - September 2024

Vendor Selection - Sole Source

Vendor Name	Contract Total	Paid As Of (10/14/24)	Vendor Selection
AArete, LLC	\$ 495,000.00	\$ 470,250.00	Sole Source



L.A. Care Health Plan
AFS-007 Authorization and Approval Limits Quarterly Report
October 2023 - September 2024

Vendor Selection - Sole Source

Vendor Name	Contract Total	Paid As Of (10/14/2024)	Vendor Selection
Language Line Services, Inc.	\$ 20,400,000.00	\$ 15,104,811.84	Sole Source
Centauri Health Solutions, Inc.	\$ 3,600,000.00	\$ 1,175,909.12	Sole Source
FAIR Health, Inc.	\$ 1,497,560.00	\$ 948,040.00	Sole Source
Actum II, LLC	\$ 1,200,000.00	\$ 650,000.00	Sole Source
Cahaba Consulting Group, LLC	\$ 695,450.00	\$ 104,290.00	Sole Source
NexTec Operating Corp	\$ 500,000.00	\$ 220,280.76	Sole Source
AArete, LLC	\$ 495,000.00	\$ 470,250.00	Sole Source
Acquia, Inc	\$ 452,274.54	\$ -	Sole Source
W Why W Enterprises, Inc.	\$ 300,000.00	\$ 280,339.32	Sole Source
Proaxys, Inc.	\$ 300,000.00	\$ -	Sole Source
Green Management Consulting Group, Inc	\$ 286,875.00	\$ 168,104.00	Sole Source
Fierce Software Corporation	\$ 276,548.09	\$ 276,548.09	Sole Source
Applied Research Works, Inc.	\$ 1,176,000.00	\$ 1,176,000.00	Sole Source
AArete, LLC	\$ 495,000.00	\$ 470,250.00	Sole Source
Krishanda Hampton	\$ 391,520.00	\$ 378,595.00	Sole Source
Alison Klurfeld	\$ 386,100.00	\$ 324,180.49	Sole Source



DATE: November 20, 2024
TO: Finance & Budget Committee
FROM: Afzal Shah, *Chief Financial Officer*

SUBJECT: AFS-027 Travel and Other Expenses Report

L.A. Care's internal policies, AFS-027 Travel and Other Expenses, for business related travel and non-travel expenses incurred by employees, members of the Board of Governors, Stakeholder Committees, and members of the Public Advisory Committees (PACs), require that all expenditures covered under these policies are to be reported to the Board of Governors on a quarterly basis.

Travel Related Expenses covered under the policy:

Travel and training expenditures, such as:

- Airlines
- Out-of-Town Lodging
- Parking
- Mileage
- Rental Cars
- Taxis and Other Public Transportation
- Meals Related to Business Travel

Other Expenses covered under the policy:

Any lunch, event, or gathering at which stakeholders are in attendance, such as:

- Board of Governors' meetings
- Stakeholder relationship events and outreach
- Education events

Any lunch, event, or gathering for internal staff only, such as:

- Recruitment, On-boarding, Training, or Orientation Events
- In-person Staff meetings, Teambuilding events or other on-site meetings
- Business Lunches in support of Developing External Relationships
- Extenuating circumstances
- Discretionary staff spending for recognition and retention efforts

In order to keep the Committee apprised of L.A. Care's necessary expenditures and to comply with the internal policy, presented herein are the travel and non-travel related expenses for the fourth quarter of Fiscal Year 2023-2024, July - September 2024, and for the fiscal year 2023-2024, October 2023 through September 2024.

AFS-027 Travel Expenses Report Q4 FY 2023-24

Division	Jul - Sep 2024	Description
Chief Product Officer	\$ 31,771	Expenses are related to attendance of 2024 Medicare Senior Summit, Special Needs Plan (SNP) Alliance Board meeting, and L.A. Care staff mileage reimbursement.
Clinical Operations	\$ 26,336	Expenses are related to attendance of America's Health Insurance Plans (AHIP) conference, Medicaid Managed Long-Term Services and Supports (MLTSS) meeting, California Health Care Foundation (CHFC) Alumni meeting, and L.A. Care Community Health Worker (CHW) staff mileage reimbursement.
Compliance	\$ 6,121	Expenses are related attendance of National Health Care Anti-Fraud Association (NHCAA) conference and approved L.A. Care staff mileage reimbursement.
Executive Services	\$ 1,794	Expenses are related to attendance of California Medical Association (CMA) Symposium, Covered CA Rate Negotiation meeting, 2024 State of Reform conference, and approved L.A. Care Staff travel and mileage reimbursement.
Finance Services	\$ 9,175	Expenses are related to attendance of 2024 Society of Actuaries (SOA) conference, 2024 California Healthcare Interpreting Association (CHIA) conference, SAP Sapphire Conference, and approved L.A. Care staff education and travel.
Health Services	\$ 35,878	Expenses are related to attendance of America's Health Insurance Plans (AHIP) conference, Hospital Association of Southern California annual meeting, and L.A. Care staff mileage reimbursement.
Human Resources	\$ 2,272	Expenses are related to attendance of Association of Workplace Investigators (AWI) conference, and L.A. Care staff mileage reimbursement.
Information Technology	\$ 16,316	Expenses are related to attendance of 2024 Cognizant conference, 2024 Community Information Exchange (CIE) summit, Ai4 2024 conference, and LA Care staff mileage reimbursement for CRC visits.
Legal Services	\$ 687	Expenses are related to approved L.A. Care travel and staff mileage reimbursement.
Operations	\$ 6,563	Expenses are related to attendance of 2024 Fall Customer Group conference, Kiasco Research conference, America's Health Insurance Plans (AHIP) conference, and approved L.A. Care staff education, travel, and mileage reimbursement.
Strategic Services	\$ 2,682	Expenses are related to attendance of 2024 Config conference, support fees for CRC workshops and Outreach events, and approved L.A. Care staff transportation for site visits and meetings.
Total Travel Expenses	\$ 139,595	

AFS-027 Other Expenses Report Q4 FY 2023-24

Division	Jul - Sep 2024	Description
Chief Product Officer	\$ 1,135	Expenses are related to on-site team building meetings.
Clinical Operations	\$ 1,643	Expenses are related to on-site team building meetings.
Compliance	\$ 4,934	Expenses are related to on-site team building meetings.
Executive Services	\$ 962	Expenses are related refreshments for the L.A. County Health Equity Officers meeting and on-site team building meetings.
Finance Services	\$ 1,425	Expenses are related to Targeted Rate Increase (TRI) meeting and on-site team building meetings.
Health Services	\$ 17,557	Expenses are related to deposits for upcoming CME/CE events, attendance of Quality Improvement - Clinical Initiatives in-service, and Quarterly Appreciation Days for Transform LA, Help Me Grow/First 5LA, and EQUIP-LA.
Human Resources	\$ 4,531	Expenses are related to refreshments for New Hire Orientation events, Management Certification Program events, and on-site team building meetings.
Information Technology	\$ 420	Expenses are related to on-site team building meetings.
Legal Services	\$ 5,115	Expenses are related to refreshments for the committee meetings.
Operations	\$ 1,959	Expenses are related to on-site team building meetings.
Strategic Services	\$ 13,535	Expenses are related to refreshments for RCAC/ECAC meetings.
Total Other Expenses	\$ 53,216	

AFS-027 Travel Expenses Report Year-End FY 2023-24

Division	Oct 2023 - Sep 2024	Description
Chief Product Officer	\$ 101,533	Expenses are related to attendance of Product Marketing Summit, Association for Community Affiliated Plans (ACAP) conference, American Public Health Association (APHA) 2023 conference, 2024 Medicare Senior Summit, Special Needs Plan (SNP) Alliance Board meeting, SNP Alliance Fall Forum, AfroTech Health Summit, and L.A. Care staff mileage reimbursement.
Clinical Operations	\$ 74,955	Expenses are related to attendance of Medicaid Managed Long-Term Services and Supports (MLTSS) meeting, America's Health Insurance Plans (AHIP) conference, Medicaid Managed Long-Term Services and Supports (MLTSS) meeting, California Health Care Foundation (CHFC) Alumni meeting, and L.A. Care Community Health Worker (CHW) staff mileage reimbursement.
Compliance	\$ 45,748	Expenses are related to attendance of CMS conference, Health Care Compliance Association (HCCA) conference, National Health Care Anti-Fraud Association (NHCAA) Bootcamp, 2024 Managed Care conference, Institute of Internal Auditors (IIA) 2024 conference, California Association of Health Plans (CAHP) conference, Health Industry Collaboration Effort (HICE) 2023 conference, National Association of Drug Diversion Investigators (NADDI) conference, RISE Women in Healthcare Summit, National Health Care Anti-Fraud Association (NHCAA) conference and approved L.A. Care staff mileage reimbursement.
Executive Services	\$ 25,349	Expenses are related to attendance of Hospital Association of Southern California (HASC) conference, Local Health Plans of California (LHPC) Board meeting, America's Health Insurance Plans (AHIP) CEO and Board meetings, Cabinet Secretary meeting, LHPC Strategic Planning Retreat, 2024 Health Care Compliance Association (HCCA) conference, Department of Health Care Services (DHCS) CEO meeting, Promise Leadership Conference, Association for Community Associated Plans (ACAP) Fall meeting, Becker Conference, California Medical Association (CMA) Symposium, Covered CA Rate Negotiation meeting, 2024 State of Reform conference, and approved L.A. Care staff mileage reimbursement.
Finance Services	\$ 36,100	Expenses are related to attendance of Government Investment Officers Association (GIOA) conference, 2024 All Rise (RISE) national conference, All Plan CFO meeting, Cozeva Annual User Group meeting, CAHP conference, 2024 Society of Actuaries (SOA) conference, 2024 California Healthcare Interpreting Association (CHIA) conference, SAP Sapphire Conference, and approved L.A. Care staff education and travel.
Health Services	\$ 145,447	Expenses are related to attendance of Access to Care conference, 2024 Cognizant conference, 2024 Tableau conference, American Pharmacists Association (APHA) conference, Stars Master Class Summit, 2024 HCCA Conference, 2023 Cozeva Annual User Group meeting, RISE National conference, Academy of Managed Care Pharmacy (AMCP) conference, American Pharmacists Association (APHA) conference, National Association of Quality Assurance (NCQA) Summit, Cozeva Annual User Group meeting, America's Health Insurance Plans (AHIP) conference, Hospital Association of Southern California annual meeting, and L.A. Care staff mileage reimbursement.
Human Resources	\$ 9,620	Expenses are related to attendance of Cialdini conference, LHPC HR conference, University of California-Santa Barbara (UCSB) job fair, SAP SuccessConnect Conference, DevLearn Conference, Association of Workplace Investigators (AWI) conference, and L.A. Care staff mileage reimbursement.
Information Technology	\$ 34,680	Expenses are related to attendance of 2024 Health Sciences conference, LHPC Quarterly In-Person meeting, 2023 Cognizant QUser Fall conference, Cisco LIVE training, 2024 Cognizant conference, 2024 Community Information Exchange (CIE) summit, Ai4 2024 conference, and LA Care staff mileage reimbursement for CRC visits.
Legal Services	\$ 2,354	Expenses are related to attendance of American Health Law Organization (AHLA) conference and approved L.A. Care education, travel, and staff mileage reimbursement.
Operations	\$ 37,303	Expenses are related to attendance of NHCAA conference, HLTH 2023 conference, 2024 Fall Customer Group conference, Kiasco Research conference, America's Health Insurance Plans (AHIP) conference, and approved L.A. Care staff education, travel, and mileage reimbursement.
Strategic Services	\$ 83,417	Expenses are related to attendance of America's Physician Groups (APG) conference, LHPC Board meeting and Strategic Planning Retreat, Association of Community Affiliated Plans (ACAP) legislative fly-in, CAHP conference, 2024 Config conference, support fees for CRC workshops and Outreach events, and approved L.A. Care staff transportation for site visits and meetings.
Total Travel Expenses	\$ 596,507	

AFS-027 Other Expenses Report Year-End FY 2023-24

Division	Oct 2023 - Sep 2024	Description
Chief Product Officer	\$ 4,835	Expenses are related to Covered CA Semi-Annual meeting and on-site team building meetings.
Clinical Operations	\$ 1,643	Expenses are related to on-site team building meetings.
Compliance	\$ 8,076	Expenses are related to on-site team building meetings.
Executive Services	\$ 5,354	Expenses are related refreshments for the L.A. County Health Equity Officers meeting, CMS Roundtable meeting, and on-site team building meetings.
Finance Services	\$ 2,474	Expenses are related to Targeted Rate Increase (TRI) meeting and on-site team building meetings.
Health Services	\$ 110,440	Expenses are related to refreshments for CME/CE events for Asthma Management in Primary Care, Cancer Screenings Conference, Opioid Use Disorder Conference and Behavioral Health Conference, Motivational Interviewing Training sessions, Youth and Older Adults Substance Use Disorders & Screening, Brief Intervention, and Referral to Treatment (SUD & SBIRT), Gun Violence Prevention, deposits for upcoming CME/CE events, QI/Patient Experience trainings, Quarterly Appreciation Days for Transform LA, Help Me Grow/First 5LA, and EQuIP-LA, and on-site team building meetings.
Human Resources	\$ 44,679	Expenses are related to refreshments for New Hire Orientation events, Dedicated Service Recognition events, Management Certification Program events, 2024 Social Work Week events, Admin Appreciation Day event, and on-site team building meetings.
Information Technology	\$ 1,472	Expenses are related to in-person provider enrollment and maintenance project kickoff event and on-site team building meetings.
Legal Services	\$ 22,630	Expenses are related to refreshments for committee meetings and on-site team building meetings.
Operations	\$ 6,390	Expenses are related to on-site team building meetings.
Strategic Services	\$ 36,497	Expenses are related to refreshments for Health Promoters Program events, CRC Customer Service trainings, CRC Strategic Planning meetings, and RCAC/ECAC meetings.
Total Other Expenses	\$ 244,491	