

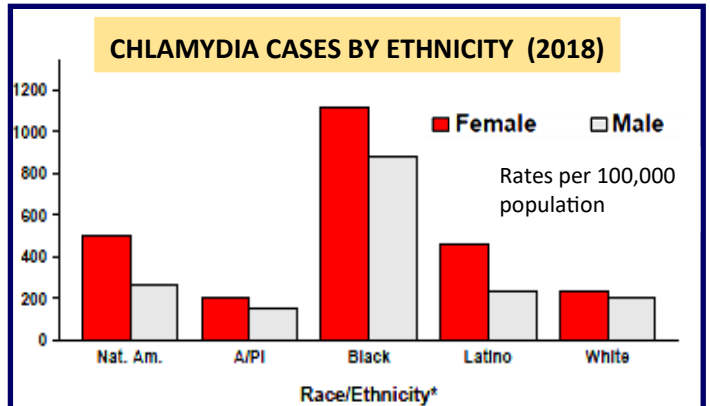
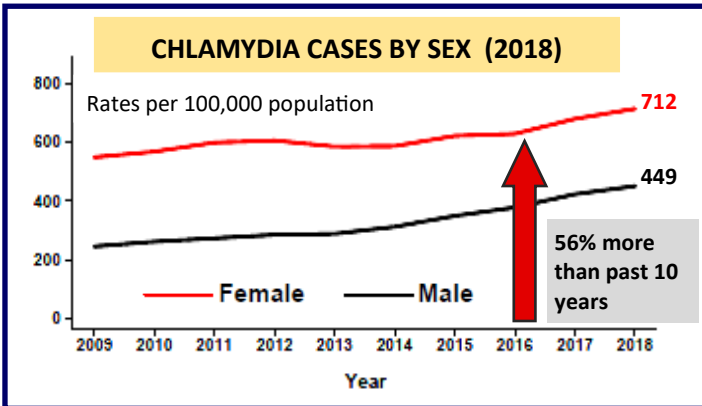
QUALITY IMPROVEMENT HIGHLIGHTS

A Quality Improvement brief brought to you by the Managed Care Quality and Monitoring Division

VOL. 1, ISSUE 10

3.9.2020

IMPROVING CHLAMYDIA (CHL) SCREENING DISPARITY OF CHL INFECTIONS IN CALIFORNIA (CA)



CHL and Gonorrhea cases in CA are at highest reported levels since 1990.

5 OUT OF 10 CHL CASES

Affects ages 15 to 24

Black/African American communities experience a higher burden of CHL and gonorrhea infection compared to other ethnic groups.

- ▶ Higher incidence of CHL in females (2018)
- ▶ Higher incidence of gonorrhea in males (2018)
- ▶ Untreated CHL: Risk of HIV, infertility

40 TO 90% (MALES)

CHL infection is asymptomatic in males and females.

70 TO 95% (FEMALES)

Incarcerated individuals, military recruits and public STD clinic patients demonstrated higher rate of CHL and gonorrhea infection.

583 (CA)
540 (US)

California CHL rate is higher than the national rate per 100,000 for all age groups, races and sexes.

San Francisco had the sharpest increase of CHL infections in 2018.

Screening for CHL reduces the incidence of Pelvic Inflammatory Disease by 60%.

EVIDENCE-BASED PRACTICES FROM A PEER REVIEWED JOURNAL

POPULATION:
Females ages 14-18

INTERVENTION:
4 Stage Clinical Improvement Initiative

- ▶ Development of Clinic Flow Chart
- ▶ Promotional materials
- ▶ Monthly team meetings
- ▶ Use of performance indicators

* Universal urine specimen collection at registration prior to examination.

Result

65% Increase in testing was achieved within a few months and sustained for 12 months.

POPULATION:
Clinic setting serving a wide range of age groups

INTERVENTION:
Use of External Advisor

- ▶ Raised awareness of chlamydia in the clinic.
- ▶ Trained staff on chlamydia guidelines

Result

176% Increase in the number of CHL tests performed in females during a six month period.

POPULATION:
Clinic setting

INTERVENTION:
Point of Care (POC) Computer Reminders

- ▶ Conducted on-screen computer reminders on processes and outcomes of care in comparison to passive prompts of attaching a reminder sticker to medical records or including CHL information on laboratory form results.

Result

3.8% Median improvement in CHL test ordering for POC computer reminders versus passive prompts.

(click on images above for more information)

QUALITY IMPROVEMENT HIGHLIGHTS

A Quality Improvement brief brought to you by the Managed Care Quality and Monitoring Division

VOL. 1, ISSUE 10

3.9.2020

UTILIZING SOCIAL MEDIA TO PROMOTE CHL TESTING

POPULATION:

Adolescents and young adults

INTERVENTION:



Sexual Health Promotion Campaign using Facebook linked to a website

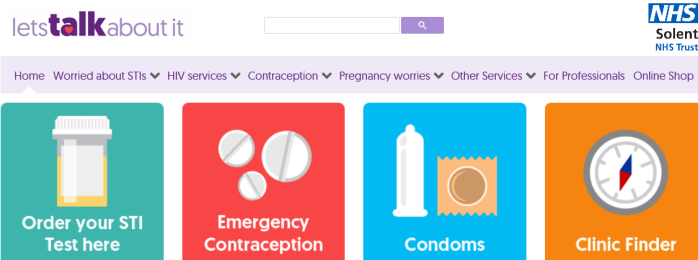
USE OF A GRAPHIC INTERCHANGE FORMAT(GIF) MESSAGING ANIMATION

You are unique

You are important

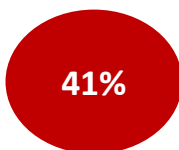
Your sexual health matters to us

CHLAMYDIA TEST ONLINE



(GIF animation lasts 10 seconds on a loop x 7 weeks)

- Users click on website link to order CHL test kits
- CHL test kits delivered to the address of choice



Result

Increase in CHL test kit orders compared to the baseline period before the intervention.

PRACTICES FROM HEALTH PLANS TO INCREASE CHL SCREENING

Provider-related



Physician profiles on measures compared to peers



Newsletters to providers on CHL screening rates.



Academic detailing from Medical Directors

Member-related



Annual preventive magazines for members



Birthday letters to members



Educational brochures or self-help pamphlets to members

FIND OUT MORE

(click on images above and below for more information)

OTHER USEFUL RESOURCES ON CHL

Screening Guidelines



USPSTF Screening Guidelines

Helps clinicians identify the right clinical preventive services for their patients with CHL.



CHL Treatment Guidelines (2015)

CHL treatment guidelines, management and follow-up considerations

CHL screening resources



Provider - Engagement Resources

Includes case studies and tips that can be utilized by providers to improve CHL screening



Promoting Member Engagement

Article assessing the preferences of young women in receiving sexual health information via social media

Economic Burden and Health Impact



Economic Impact

Compares the economic impact of CHL infection to other sexually transmitted diseases



Health Impact

Provides information on the impact of CHL re-infection following initial diagnosis

ACCESS THE DHCS QUALITY IMPROVEMENT TOOLKIT or CONTACT YOUR DHCS NC